

A SERIES

Lista parti di ricambio | Spare parts list | Ersatzteilliste
Liste des pieces detachees | Lista de partes de recambio

 **Bonfiglioli**








Quadro d'unione delle tavole
parti di ricambio





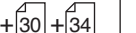



Index of spare parts tables








Inhaltsverzeichnis Ersatzteillisten



Index des tables de pièces
de rechange


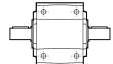




Índice de la tabla de partes
de recambio

INPUT	A 05	A 10	A 20 2	A 20 3	A 30 2	A 30 3
 S_	4 + 34	6 + 34	6 + 34	6 + 30 + 34	6 + 34	6 + 30 + 34
 P63 ... P132	4 + 38	6 + 40	6 + 40	6 + 30 + 40	6 + 40	6 + 30 + 40
 P160 ... P200	⊖	⊖	⊖	⊖	⊖	⊖
 P225 - P250	⊖	⊖	⊖	⊖	⊖	⊖
 N56C ... N180TC	4 + 46	6 + 46	6 + 46	6 + 30 + 46	6 + 46	6 + 30 + 46
 SK / SC	4 + 54 + 56	6 + 56	6 + 56	6 + 30 + 56	6 + 56	6 + 30 + 56
 HS - NHS	⊖	6 + 58	6 + 58	6 + 30 + 58	6 + 58	6 + 30 + 58

INPUT	A 35 2	A 35 3	A 41 2	A 41 3	A 50 2	A 50 3	A 50 4	A 55 2	A 55 3	A 55 4
 S_	6 + 34	6 + 30 + 34	6 + 34	6 + 30 + 34	8 + 34	8 + 34	8 + 30 + 34	10 + 34	10 + 34	10 + 30 + 34
 P63 ... P132	6 + 40	6 + 30 + 40	6 + 40	6 + 30 + 40	8 + 40	8 + 40	8 + 30 + 40	10 + 40	10 + 40	10 + 30 + 40
 P160 ... P200	⊖	⊖	⊖	⊖	8 + 42	8 + 42	⊖	10 + 42	10 + 42	⊖
 P225 - P250	⊖	⊖	⊖	⊖	⊖	⊖	⊖	⊖	⊖	⊖
 N56C ... N210TC	6 + 46	6 + 30 + 46	6 + 46	6 + 30 + 46	8 + 46	8 + 46	8 + 30 + 46	10 + 46	10 + 46	10 + 30 + 46
 N250TC - N280TC	⊖	⊖	⊖	⊖	8 + 48	8 + 48	⊖	10 + 48	10 + 48	⊖
 SK / SC	6 + 56	6 + 30 + 56	6 + 56	6 + 30 + 56	8 + 56	8 + 56	8 + 30 + 56	10 + 56	10 + 56	10 + 30 + 56
 HS - NHS	6 + 58	6 + 30 + 58	6 + 58	6 + 30 + 58	8 + 58	8 + 58	8 + 30 + 58	10 + 58	10 + 58	10 + 30 + 58

INPUT	A 60 2	A 60 3	A 60 4	A 70 3	A 70 4	A 80 3	A 80 4	A 90 3	A 90 4
 S_	12 + 34	12 + 34	12 + 30 + 34	14 + 34 + 36	14 + 32 + 34 + 36	16 + 34 + 36	16 + 32 + 34 + 36	16 + 34 + 36	16 + 32 + 34 + 36
 P63 ... P132	12 + 40	12 + 40	12 + 30 + 40	14 + 40 + 52	14 + 32 + 40 + 52	16 + 40 + 52	16 + 32 + 40 + 52	16 + 40 + 52	16 + 32 + 40 + 52
 P160 ... P200	12 + 42	12 + 42	⊖	14 + 42	⊖	16 + 42	⊖	16 + 42	16 + 32 + 42
 P225 - P250	⊖	⊖	⊖	⊖	⊖	16 + 44	⊖	16 + 44	⊖
 N56C ... N210TC	12 + 46	12 + 46	12 + 30 + 46	14 + 46 + 52	14 + 32 + 46 + 52	16 + 46 + 52	16 + 32 + 46 + 52	16 + 46 + 52	16 + 32 + 46 + 52
 N250TC - N280TC	12 + 48	12 + 48	⊖	14 + 48	⊖	16 + 48	⊖	16 + 48	16 + 30 + 40
 N320TC	⊖	⊖	⊖	⊖	⊖	16 + 50	⊖	16 + 50	⊖

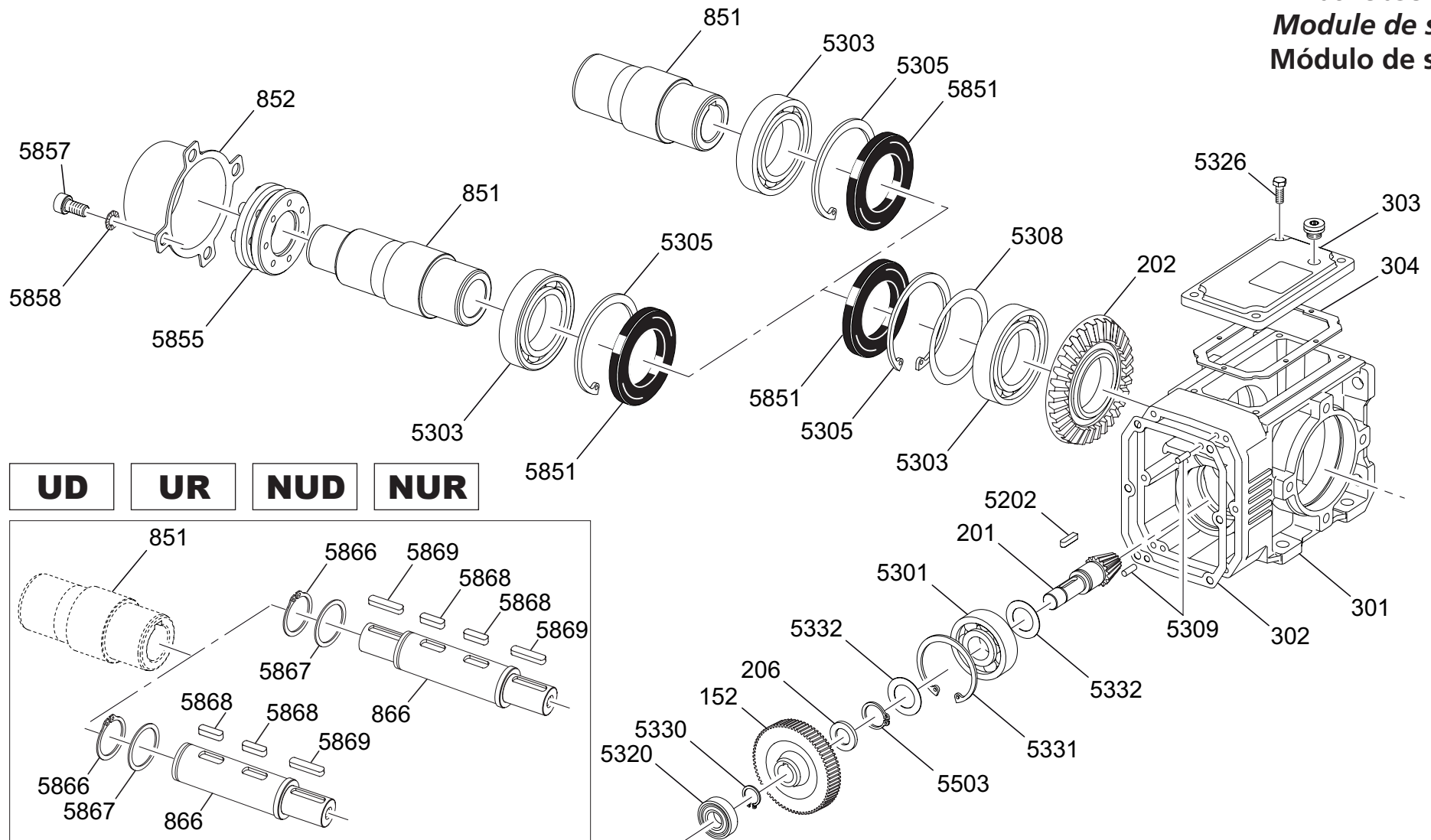
INPUT	A 60 2	A 60 3	A 60 4	A 70 3	A 70 4	A 80 3	A 80 4	A 90 3	A 90 4
 SK / SC	12 + 56	12 + 46	12 + 30 + 56	—	—	—	—	—	—
 HS - NHS	12 + 58	12 + 58	12 + 30 + 58	14 + 60	14 + 32 + 58	16 + 60	16 + 32 + 58	16 + 60	16 + 32 + 60

OUTPUT	A 05	A 10	A 20	A 30	A 35	A 41	A 50	A 55	A 60	A 70	A 80	A 90
 UR - NUR	—	6 + 24	6 + 24	6 + 24	6 + 24	6 + 24	8 + 26	10	12	14	16	16
 UD - NUD	—	6 + 24	6 + 24	6 + 24	6 + 24	6 + 24	8 + 26	10	12	14	16	16
 UH - NUH	4	6	6	6	6	6	8	10	12	14	16	16
 US	4	6	6	6	6	6	8	10	12	14	16	16
 UV	—	—	18	18	18	18	18	18	18	—	—	—
 QF - NQF	—	19	19	19	19	19	19	19	19	—	—	—











OPTIONS	A 05	A 10	A 20	A 30 2	A 30 3	A 35 2	A 35 3	A 41 2	A 41 3	A 50 2	A 50 3	A 50 4
AL, AR	—	—	—	20	—	20	—	20	—	—	21	21
HDB	—	24	24	24	24	24	24	24	24	26	26	26
TKL	—	—	—	—	—	—	—	—	—	—	—	—








OPTIONS	A 55 2	A 55 3	A 55 4	A 60 2	A 60 3	A 60 4	A 70 3	A 70 4	A 80 3	A 80 4	A 90 3	A 90 4
AL, AR	—	22	22	—	21	21	23	23	23	23	23	23
HDB	—	—	—	—	—	—	—	—	—	—	—	—
TKL	—	—	—	—	—	—	28	28	28	28	28	28

Modulo uscita
Output sub-assembly
Abtriebseinheit
Module de sortie
Módulo de salida



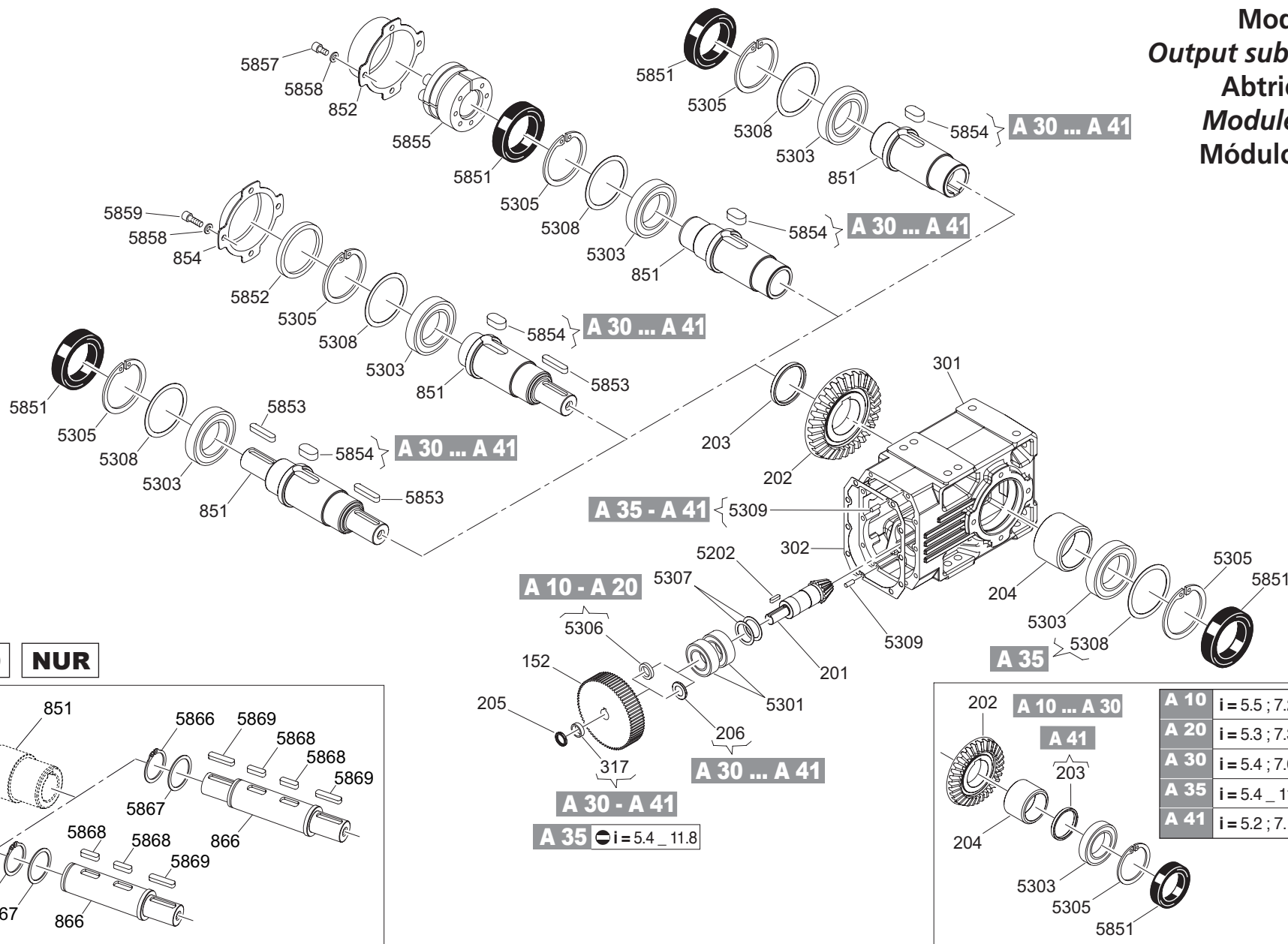
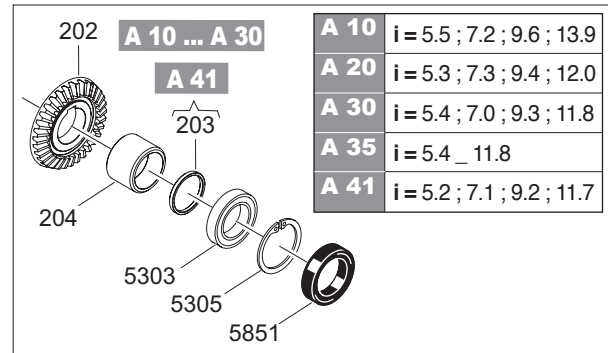
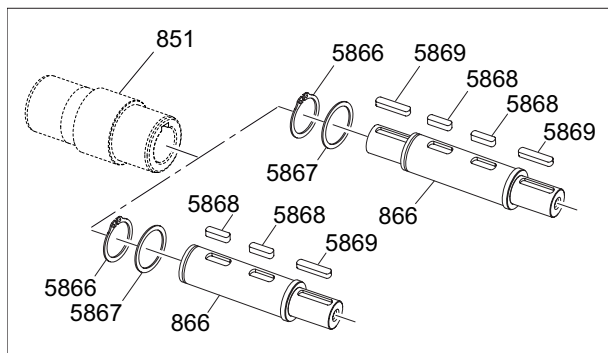
Pos.	Descrizione	Description	Benennung	Description	Descripción
152	Corona	Housing	Gehäuse	Carter	Caja
201	Pignone	Pinion gear	Ritzel	Pignon	Piñon
202	Corona	Gear	Zahnrad	Couronne	Corona
206	Distanziale	Spacer ring	Distanzring	Entretoise	Distanciador
301	Cassa	Housing	Gehäuse	Carter	Caja
302	Guarnizione	Gasket	Dichtung	Joint plat	Junta
303	Coperchio	Cover	Deckel	Couvercle	Tapa
304	Guarnizione	Gasket	Dichtung	Joint plat	Junta
851	Albero lento	Output shaft	Abtriebswelle	Arbre de sortie	Eje de salida
852	Protezione	Safety cover	Schutzvorrichtung	Protection	Protección
866	Albero lento riportato	Output shaft plug-in	Abtriebsvollwelle	Arbre lent sortant	Eje de salida cilíndrico

														
	5301	5303	5320	5305	5331	5330	5503	5332	5308	5309	5851	5855	5202	
A 05	BAQ 3903	6008	6001 2RS 6201 2RS	68	47	12	17x1.5	17.2x27.8x0.5 R	55.2x67.7x0.3 R	ø4x12 B	40x68x8 DL	CAL. ø30	4x16 C	












											
	5326	5857	5858	5866		5867		5868		5869	
				UR-UD	NUR-NUD	UR-UD	NUR-NUD	UR-UD	NUR-NUD	UR-UD	NUR-NUD
A 05	M5x4	M8x16	ø8.4	25	1"	25x35x2 R	26x37x2 R	6.35x6.35x22.225	6.35x6.35x22.225	8x7x250 A	6.35x6.35x44.5











A 10**A 20****A 30****A 35****A 41****UD****UR****US****UH****NUD****NUR****NUH**

Modulo uscita
Output sub-assembly
Abtriebseinheit
Module de sortie
Módulo de salida





**NUD** **NUR**

Pos.	Descrizione	Description	Benennung	Description	Descripción
152	Corona	Housing	Gehäuse	Carter	Caja
201	Pignone	Pinion gear	Ritzel	Pignon	Piñon
202	Corona	Gear	Zahnrad	Couronne	Corona
203	Distanziale	Spacer ring	Distanzring	Entretoise	Distanciador
204	Distanziale	Spacer ring	Distanzring	Entretoise	Distanciador
206	Distanziale	Spacer ring	Distanzring	Entretoise	Distanciador
301	Cassa	Housing	Gehäuse	Carter	Caja
302	Guarnizione	Gasket	Dichtung	Joint plat	Junta
317	Distanziale	Spacer ring	Distanzring	Entretoise	Distanciador
851	Albero lento	Output shaft	Abtriebswelle	Arbre de sortie	Eje de salida
852	Protezione	Safety cover	Schutzvorrichtung	Protection	Protección
854	Coperchio	Cover	Deckel	Couvercle	Tapa
866	Albero lento riportato	Output shaft plug-in	Abtriebsvollwelle	Arbre lent sortant	Eje de salida cilíndrico




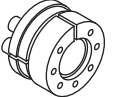




											
	5301	5303	5305	5866	5306	5307	5308	5867	5309	5852	5851
A 10	32004X	6009	75	1"	12.2x16.8x0.5	20.2x25.8x0.5	66.2x72.8x1	26x37x2 R	ø5x16	ø75x8	45x75x8 DL
A 20	32005X	6010	80	1" 1/4	15.2x24.9x0.5	25.2x34.8x1	68.3x78.8x1	32x45x2.5 R	ø5x16	ø80x8	50x80x8 DL
A 30	32006X	6011	90 → 4 ←	1" 3/8		30.2x39.8x1	75.3x89.8x1	35x45x2.5 R	ø6x16	ø90x8	55x90x8 DL
A 35	32206B	6211	100 → 4 ←	38		30x42x2	83.1x98.9x1 R	40x50x2.5 R	ø6x16	ø100x10	55x100x10 DL
A 41	32007X	6213	120	1" 5/8		35.3x48x1	100x120x1 R	42x52x2.5 R	ø6x16	ø120x12	65x120x13 DL

										
	5202	5853	5854	5868	5869	5855	5857	5859	5858	205
A 10	4x4x16 C	8x7x35 A		6.35x6.35x22.225	6.35x6.35x44.5	CAL. ø36	M8x16	M8x25	ø8.4	M12x1.5 GUA
A 20	5x5x17 C	8x7x50 A		6.35x6.35x55	6.35x6.35x25.4	CAL. ø44	M8x16	M8x25	ø8.4	M14x1.5 GUA
A 30	5x5x19 C	10x8x50 A	18x11x33 C (i = 7) 18x11x50 A (i = 3)	7.93x7.93x60.5	7.93x7.93x31.75	CAL. ø50	M8x16	M8x25	ø8.4	M17x1
A 35	5x5x19 C (i = 9) 6x6x19 C (i = 3)	12x8x60 A	20x12x33 C (i = 9) 20x12x25 A (i = 3)	9.52x9.52x73	9.52x9.52x50.8	CAL. ø50	M10x16	M10x25	ø10.5	M17x1 (i = 9) M20x1.5 (i = 3)
A 41	6x6x25 C	14x9x70 A	20x12x40 C (i = 7) 20x12x60 A (i = 3)	9.52x9.52x73	9.52x9.52x50.8	CAL. ø55	M12x20	M12x30	ø13	M20x1.5

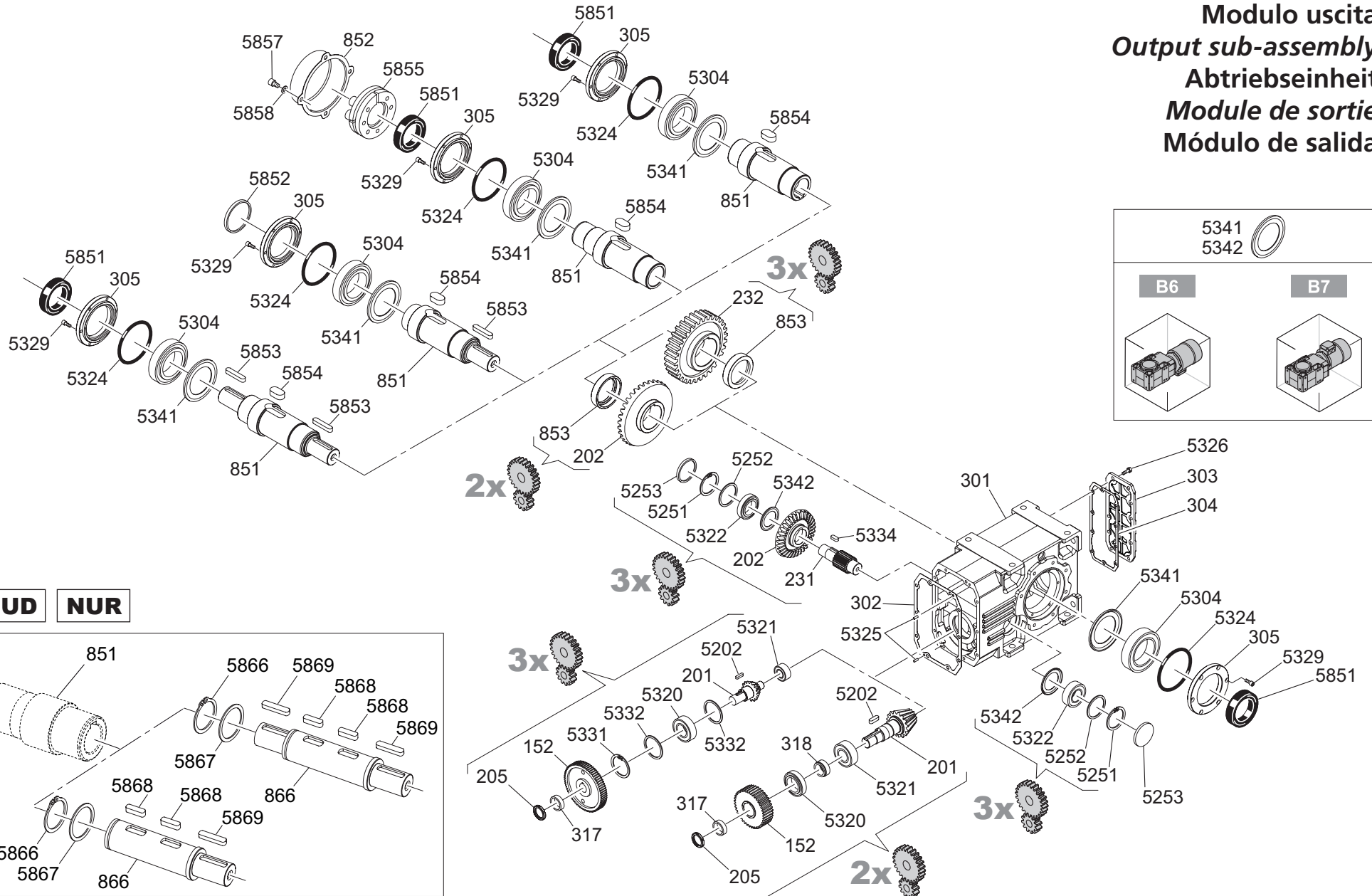
Pos.	Descrizione	Description	Benennung	Description	Descripción
152	Corona	Gear	Zahnrad	Couronne	Corona
201	Pignone	Pinion gear	Ritzel	Pignon	Piñon
202	Corona	Gear	Zahnrad	Couronne	Corona
205	Ghiera	Ring nut	Wellenmutter	Frette	Tuerca del anillo
206	Rondella	Washer	Unterlegscheibe	Rondelle	Arandela
231	Pignone	Pinion gear	Ritzel	Pignon	Piñon
232	Corona	Gear	Zahnrad	Couronne	Corona
301	Cassa	Housing	Gehäuse	Carter	Caja
302	Guarnizione cassa	Gasket	Dichtung	Joint plat	Junta
305	Cappello albero	Shaft holder	Deckel	Capuchon	Sombbrero
308	Guarnizione	Gasket	Dichtung	Joint plat	Junta
851	Albero lento	Output shaft	Abtriebswelle	Arbre de sortie	Eje de salida
852	Protezione	Safety cover	Schutzvorrichtung	Protection	Protección
853	Distanziale	Spacer ring	Distanzring	Entretoise	Distanciador
866	Albero lento riportato	Output shaft plug-in	Abtriebsvollwelle	Arbre lent sortant	Eje de salida cilíndrico

													
	5303	5320	5321	5322	5323	5251	5331	5330	5866	5252	5255	5332	5867
A 50 2	6215 6215-2RS *	32206 B	32206 B						2"	52x62x3	25x30x2.5		52x65x3
A 50 3	6215 6215-2RS *	32206	32206	6305	6403	62K	62K	25	2"	52x62x3		52x62x1	52x65x3

* Per posizioni di montaggio B6 e B7 / For mounting positions B6 and B7 / Für die Einbaulagen B6 und B7 / Pour positions de montage B6 et B7 / Para posiciones de montaje B6 y B7







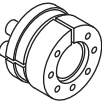
														
	5325	5852	5202	5334	5853	5854	5868	5869	5855	5203	5329	5857	5858	5851
A 50 2	ø6x16	ø100x10	8x7x25 B		14x9x70 A	22x14x49 C	12.7x12.7x63.5	12.7x12.7x95.25	CAL. ø75		M8x22	M12x20	ø13	75x100x10 DL
A 50 3	ø6x16	ø100x10	8x7x25 B	10x8x35 B	14x9x70 A	22x14x49 C	12.7x12.7x63.5	12.7x12.7x95.25	CAL. ø75	M14x40	M8x22	M12x20	ø13	75x100x10 DL








Modulo uscita
Output sub-assembly
Abtriebseinheit
Module de sortie
Módulo de salida



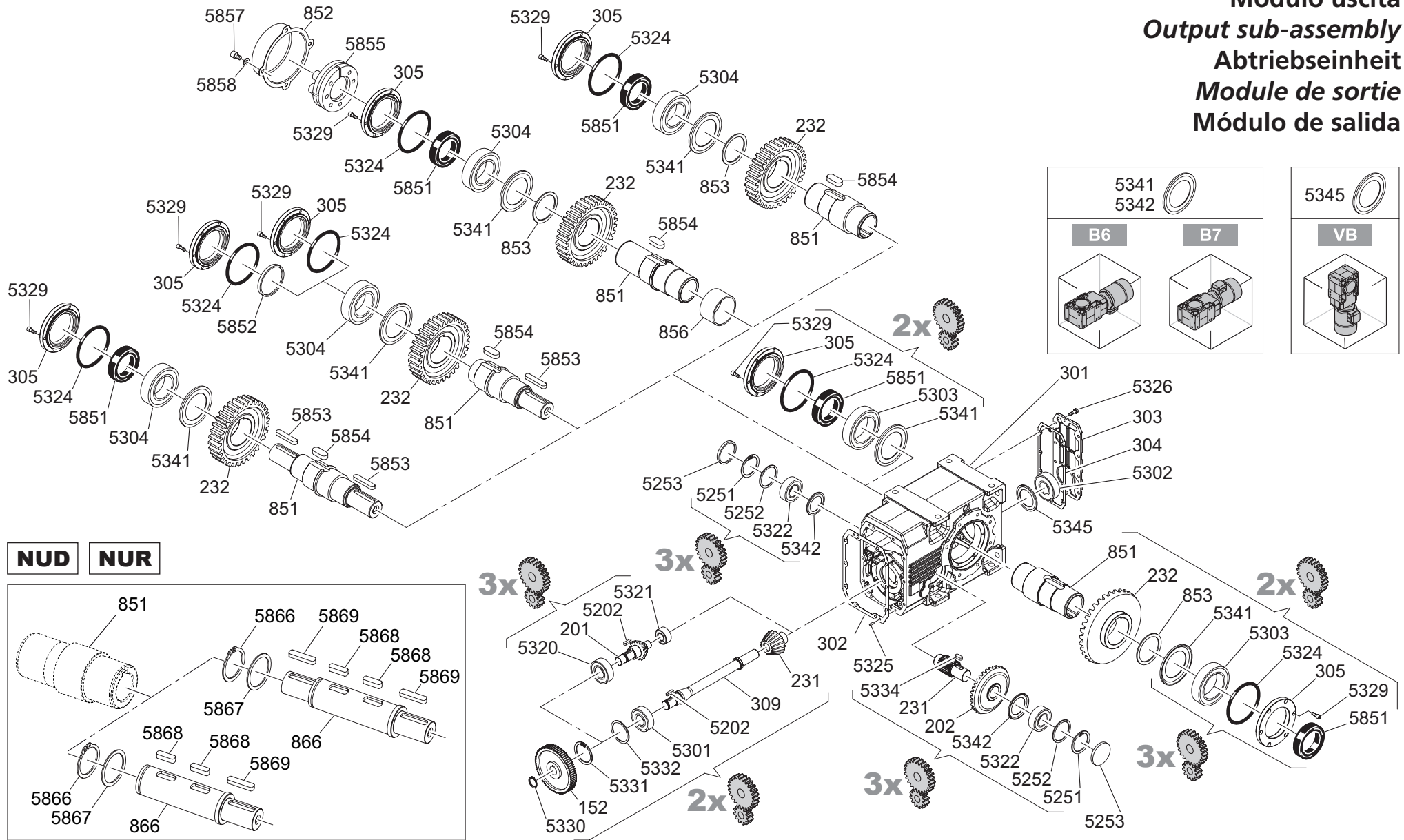
NUD **NUR**

Pos.	Descrizione	Description	Benennung	Description	Descripción
152	Corona	Gear	Zahnrad	Couronne	Corona
201	Pignone	Pinion gear	Ritzel	Pignon	Piñon
202	Corona	Gear	Zahnrad	Couronne	Corona
231	Pignone	Pinion gear	Ritzel	Pignon	Piñon
232	Corona	Gear	Zahnrad	Couronne	Corona
301	Cassa	Housing	Gehäuse	Carter	Caja
302	Guarnizione	Gasket	Dichtung	Joint plat	Junta
303	Coperchio	Cover	Deckel	Couvercle	Tapa
304	Guarnizione	Gasket	Dichtung	Joint plat	Junta
305	Flangia	Flange	Flansch	Bride	Brida
317	Distanziale	Spacer ring	Distanzring	Entretoise	Distanciador
318	Distanziale	Spacer ring	Distanzring	Entretoise	Distanciador
851	Albero lento	Output shaft	Abtriebswelle	Arbre de sortie	Eje de salida
852	Protezione	Safety cover	Schutzvorrichtung	Protection	Protección
853	Distanziale	Spacer ring	Distanzring	Entretoise	Distanciador
866	Albero lento riportato	Output shaft plug-in	Abtriebsvollwelle	Arbre lent sortant	Eje de salida cilindrico







															
	5202	5334	5853	5854	5868	5869	5326	5329	5857	5858	5851	5324	5341	5342	5855
A 55 2	10x8x35 B		18x11x90 A	22x14x65 A	12.7x12.7x63.5	12.7x12.7x95.25	M8x18	M8x20	M12x20	ø13x24x2.5	80x100x10 DL	123.42x3.53	32016 AV	33206 AV	CAL. ø75
A 55 3	8x7x25 C	10x8x25 C	18x11x90 A	22x14x75 C	12.7x12.7x63.5	12.7x12.7x95.25	M8x18	M8x20	M12x20	ø13x24x2.5	80x100x10 DL	123.42x3.53	32016 AV	33206 AV	CAL. ø75









														
	5304	5320	5321	5322	5251	5331	5866	5252	5332	5867	5253	5852	5325	205
A 55 2	32016 X	31308	32309B				55			56x72x3 R	ø62x8	ø100x10	ø6x16	M30x1.5
A 55 3	32016 X	3307A	NJ203E	33206	62x2	80x2.5	55	50x62x2 R	68.3x78.8x1 R	56x72x3 R	ø62x8	ø100x10	ø6x16	M25x1.5

Modulo uscita
Output sub-assembly
Abtriebseinheit
Module de sortie
Módulo de salida

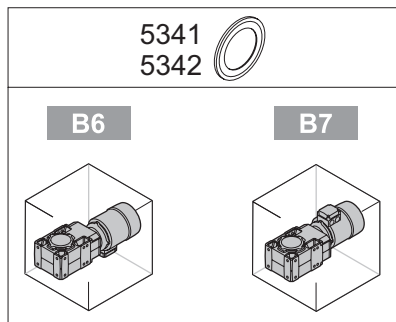
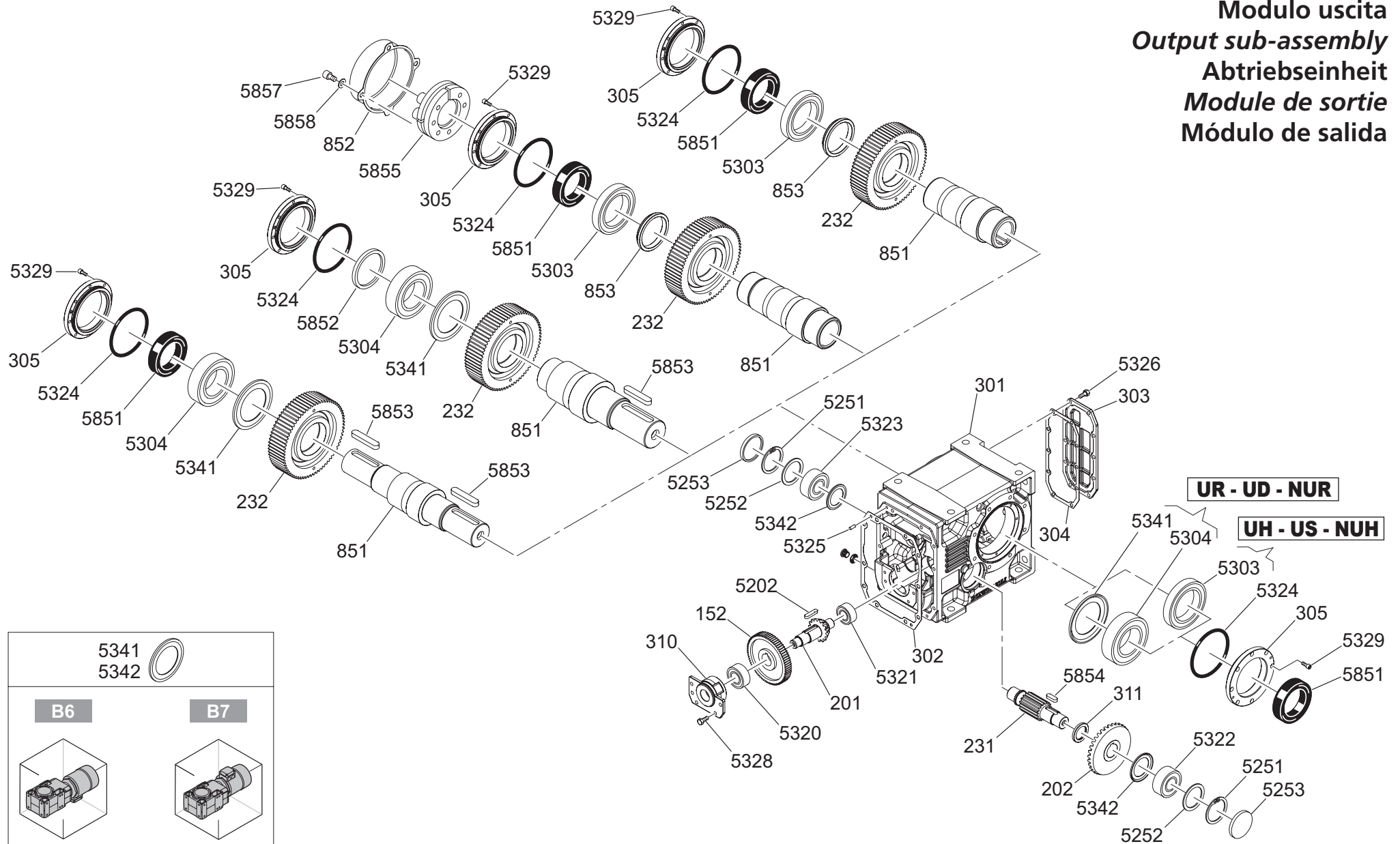


Pos.	Descrizione	Description	Benennung	Description	Descripción
152	Corona	Gear	Zahnrad	Couronne	Corona
201	Pignone	Pinion gear	Ritzel	Pignon	Piñon
202	Corona	Gear	Zahnrad	Couronne	Corona
231	Pignone	Pinion gear	Ritzel	Pignon	Piñon
232	Corona	Gear	Zahnrad	Couronne	Corona
301	Cassa	Housing	Gehäuse	Carter	Caja
302	Guarnizione	Gasket	Dichtung	Joint plat	Junta
303	Coperchio	Cover	Deckel	Couvercle	Tapa
304	Guarnizione	Gasket	Dichtung	Joint plat	Junta
305	Flangia	Flange	Flansch	Bride	Brida
309	Albero	Shaft	Welle	Arbre	Eje
851	Albero lento	Output shaft	Abtriebswelle	Arbre de sortie	Eje de salida
852	Protezione	Safety cover	Schutzvorrichtung	Protection	Protección
856	Distanziale	Spacer ring	Distanzring	Entretoise	Distanciador
866	Albero lento riportato	Output shaft plug-in	Abtriebsvollwelle	Arbre lent sortant	Eje de salida cilindrico






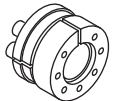
																		
	5301	5302	5303	5304	5320	5321	5322	5251	5331	5330	5866	853	5252	5332	5867	5253	5852	5325
A 60 2	31307	31308	32018X	32216					80	30	2" 5/8	90x110x3.5 R		68x80x3 R	60x80x3 R	ø80x8	ø110x10	ø6x16
A 60 3			32018X	32216	32208	33205	32208	80	80	30	2" 5/8	90x110x3.5 R	68x80x3 R	68x80x1 R	60x80x3 R	ø80x8	ø110x10	ø6x16

																		
	5202	5334	5853	5854	5868	5869	5326	5329	5857	5341	5342	5345	5858	5851	5324	5855		
A 60 2	8x7x30 B		18x11x90 A	25x14x60 B	15.875x15.875x76.2	15.875x15.875x12.7	M8x25	M8x22	M12x20	32018 AV 32316 AV		32308 AV	ø13	90x110x12 DL 80x110x10 DL	133.02x2.62	CAL. ø90		
A 60 3	8x7x30 B	12x8x28 C	18x11x90 A	25x14x60 B	15.875x15.875x76.2	15.875x15.875x12.7	Mx25	M8x22	M12x20	32018 AV 32316 AV	32208 AV		ø13	90x110x12 DL 80x110x10 DL	133.02x2.62	CAL. ø90		








Modulo uscita
Output sub-assembly
Abtriebseinheit
Module de sortie
Módulo de salida



Pos.	Descrizione	Description	Benennung	Description	Descripción
152	Corona	Gear	Zahnrad	Couronne	Corona
201	Pignone	Pinion gear	Ritzel	Pignon	Piñon
202	Corona	Gear	Zahnrad	Couronne	Corona
231	Pignone	Pinion gear	Ritzel	Pignon	Piñon
232	Corona	Gear	Zahnrad	Couronne	Corona
301	Cassa	Housing	Gehäuse	Carter	Caja
302	Guarnizione	Gasket	Dichtung	Joint plat	Junta
303	Coperchio	Cover	Deckel	Couvercle	Tapa
304	Guarnizione	Gasket	Dichtung	Joint plat	Junta
305	Cappello	Holder	Deckel	Capuchon	Sombbrero
310	Supporto per cuscinetto	Bearing support	Lageraufnahme	Support roulement	Soporte para rodamiento
311	Distanziale	Spacer ring	Distanzring	Entretoise	Distanciadador
851	Albero lento	Output shaft	Abtriebswelle	Arbre de sortie	Eje de salida
852	Protezione	Safety cover	Schutzvorrichtung	Protection	Protección
853	Distanziale	Spacer ring	Distanzring	Entretoise	Distanciadador
931	Flangia	Flange	Flansch	Bride	Brida

												
	5303	5304	5320	5321	5322	5323	5251	5252	5325	5253	5852	5855
A 70	6021 6021-2RS *	32218	33207	33206	32308 B	32308	90	70x90x3.5	ø8x20	ø90x10	ø130x12	CAL. ø100

* Per posizioni di montaggio B6 e B7 / For mounting positions B6 and B7 / Für die Einbaulagen B6 und B7 / Pour positions de montage B6 et B7 / Para posiciones de montaje B6 y B7

													
	5202	5853	5854	5326	5328	5329	5857	5341	5342	5858	5851	OR 5324	
		UR-UD	NUR										
A 70	12x8x45 "C"	22x14x110 "A"	15.875x15.875x12.7	14x9x41 "C"	M10x25	M10x25	M8x22	M14x25	32218 AV	32308 AV	ø15	105x130x12 "DL" 90x130x12 "DL"	4600

A 80

A 90

UD

UR

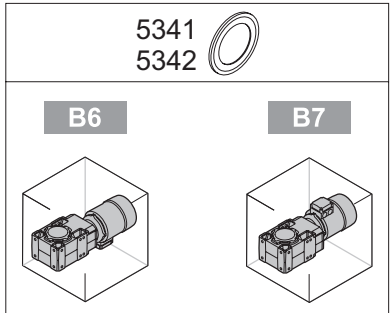
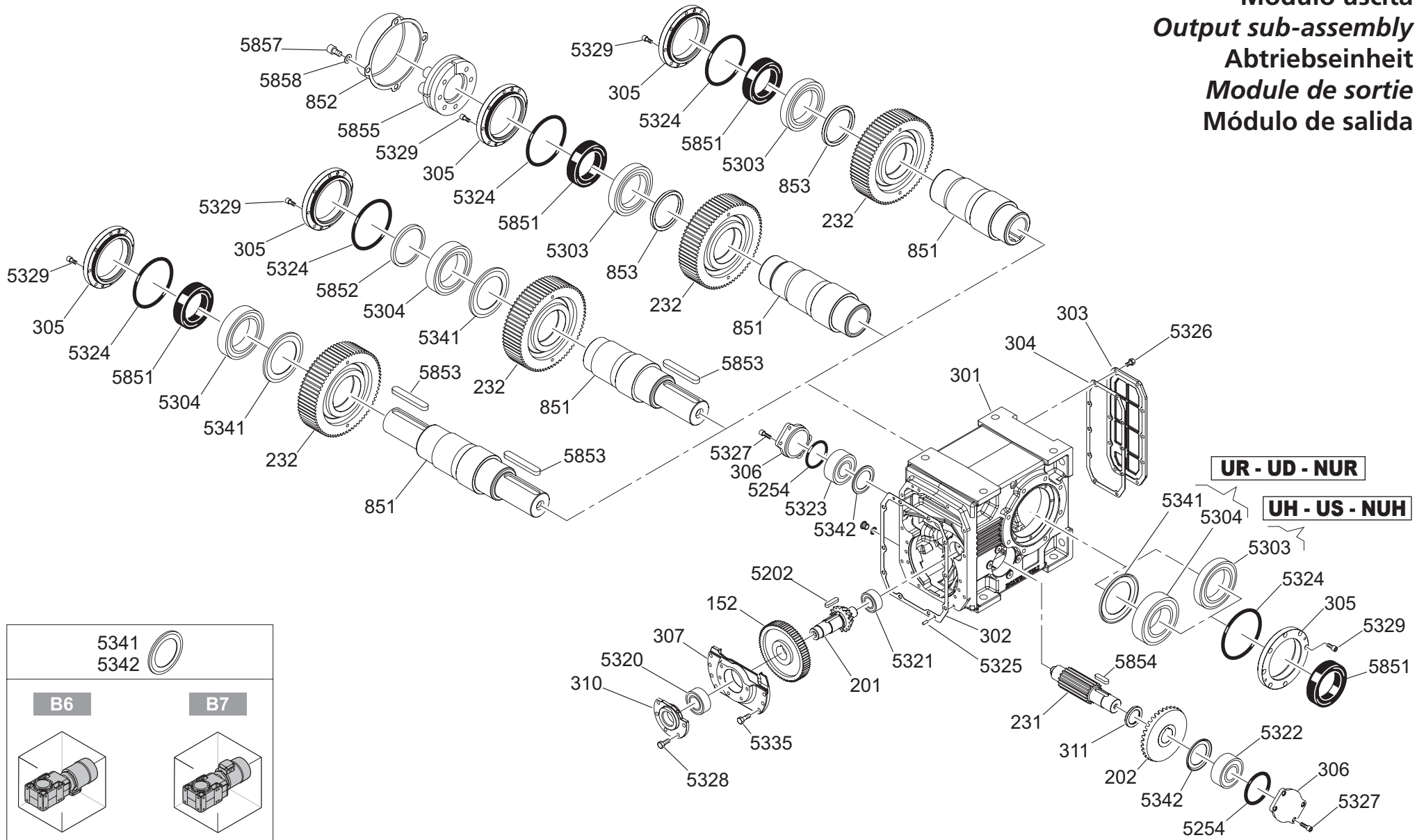
US

UH




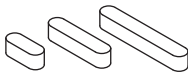
NUR

NUH

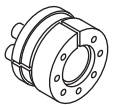






Modulo uscita
Output sub-assembly
Abtriebseinheit
Module de sortie
Módulo de salida

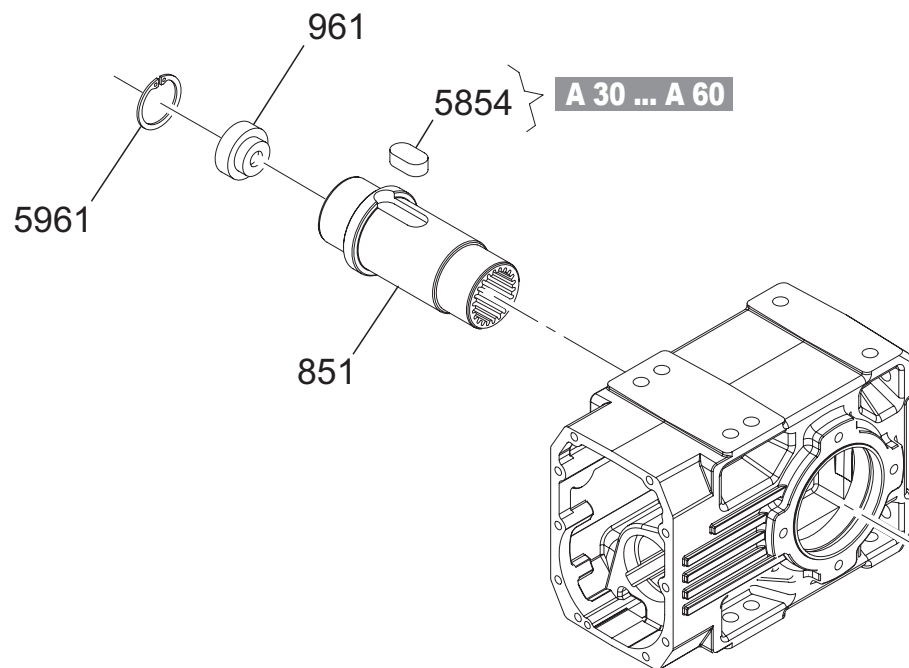


Pos.	Descrizione	Description	Benennung	Description	Descripción
152	Corona	Gear	Zahnrad	Couronne	Corona
201	Pignone	Pinion gear	Ritzel	Pignon	Piñon
202	Corona	Gear	Zahnrad	Couronne	Corona
231	Pignone	Pinion gear	Ritzel	Pignon	Piñon
232	Corona	Gear	Zahnrad	Couronne	Corona
301	Cassa	Housing	Gehäuse	Carter	Caja
302	Guarnizione	Gasket	Dichtung	Joint plat	Junta
303	Coperchio	Cover	Deckel	Couvercle	Tapa
304	Guarnizione	Gasket	Dichtung	Joint plat	Junta
305	Cappello	Holder	Deckel	Capuchon	Sombbrero
306	Cappello	Holder	Deckel	Capuchon	Sombbrero
307	Supporto per cuscinetto	Bearing support	Lageraufnahme	Support roulement	Soporte para rodamiento
310	Supporto per cuscinetto	Bearing support	Lageraufnahme	Support roulement	Soporte para rodamiento
311	Distanziale	Spacer ring	Distanzring	Entretoise	Distanciadore
851	Albero lento	Output shaft	Abtriebswelle	Arbre de sortie	Eje de salida
852	Protezione	Safety cover	Schutzvorrichtung	Protection	Protección
853	Distanziale	Spacer ring	Distanzring	Entretoise	Distanciadore

													
	5303	5304	5320	5321	5322	5323	5325	5852	5202	UR-UD	5853	NUR	5854
A 80	6024 6024-2RS *	32024	33209	33207	32310 B	32310	ø8x20	ø150x12	14x9x57 "C"	25x14x160 "A"	19.05x19.05x165.1 A		16x10x50 "C"
A 90	6026 6026-2RS *	32026	32310	32309	32312 B	32312	ø12x30	ø170x12	18x11x82 "C"	28x16x190 "A"	22.225x22.225x203.2 A		18x11x60 "C"

* Per posizioni di montaggio B6 e B7 / For mounting positions B6 and B7 / Für die Einbaulagen B6 und B7 / Pour positions de montage B6 et B7 / Para posiciones de montaje B6 y B7

													 OR	
	5855	5326	5328	5335	5857		5327	5329	5341	5342	5858	5851	5254	5324
A 80	CAL. ø110	M10x25	M12x30	M12x35		M16x30	M10x25	M10x25	32024 AV	32310 AV	ø17	120x150x12 "DL"	4412	4675
A 90	CAL. ø125	M10x25	M16x30	M16x40	M20x30		M10x25	M10x30	32024 AV	32310 AV	ø21	130x170x12 "DL"	4487	4750



Albero lento scanalato DIN 5480
Splined hollow shaft DIN 5480
Hohlwelle mit Vielkeilverzahnung DIN 5480
Arbre creux cannelé DIN 5480
Eje de salida estriado DIN 5480

I particolari dell'asse lento non rappresentati sono in comune con la versione UH



Output shaft components which are not shown are common to the UH version

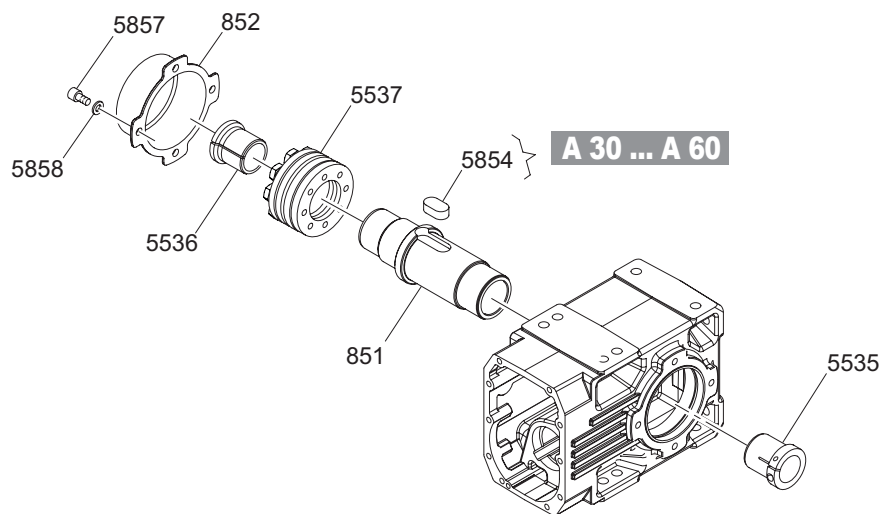
Die nicht dargestellten Teile der Abtriebswelle sind mit der Version UH gemeinsam

Les éléments de l'axe lent non représentés sont en commun avec la version UH

Las características del eje lento no mostradas coinciden con las de la versión UH

Pos.	Descrizione	Description	Benennung	Description	Descripción
851	Albero lento	Output shaft	Abtriebswelle	Arbre de sortie	Eje de salida
961	Rondella	Washer	Unterlegscheibe	Rondelle	Arandela

	 5961	 5854
A 20	35	
A 30	40	18x11x33 C (i = 7) 18x11x50 A (i = 3)
A 35	40	20x12x33 C (i = 9) 20x12x25 A (i = 3)
A 41	52	20x12x40 C (i = 7) 20x12x60 A (i = 3)
A 50	55	22x14x49 C
A 55	55	22x14x65 A 22x14x75 C
A 60	72	25x14x60 C



Albero con boccole di adattamento e giunto calettatore
Hollow shaft with adapter bushings and shrink disc
Hohlwelle mit Adapterbuchsen und Schrumpfscheibe
Arbre creux avec douilles d'adaptation et frette de serrage
Eje hueco con casquillo de adaptación y Aro de apriete

I particolari dell'asse lento non rappresentati sono in comune con la versione **UH - NUH**
Output shaft components which are not shown are common to the UH - NUH version

Die nicht dargestellten Teile der Abtriebswelle sind mit der Version **UH - NUH** gemeinsam

Les éléments de l'axe lent non représentés sont en commun avec la version **UH - NUH**

Las características del eje lento no mostradas coinciden con las de la versión **UH - NUH**

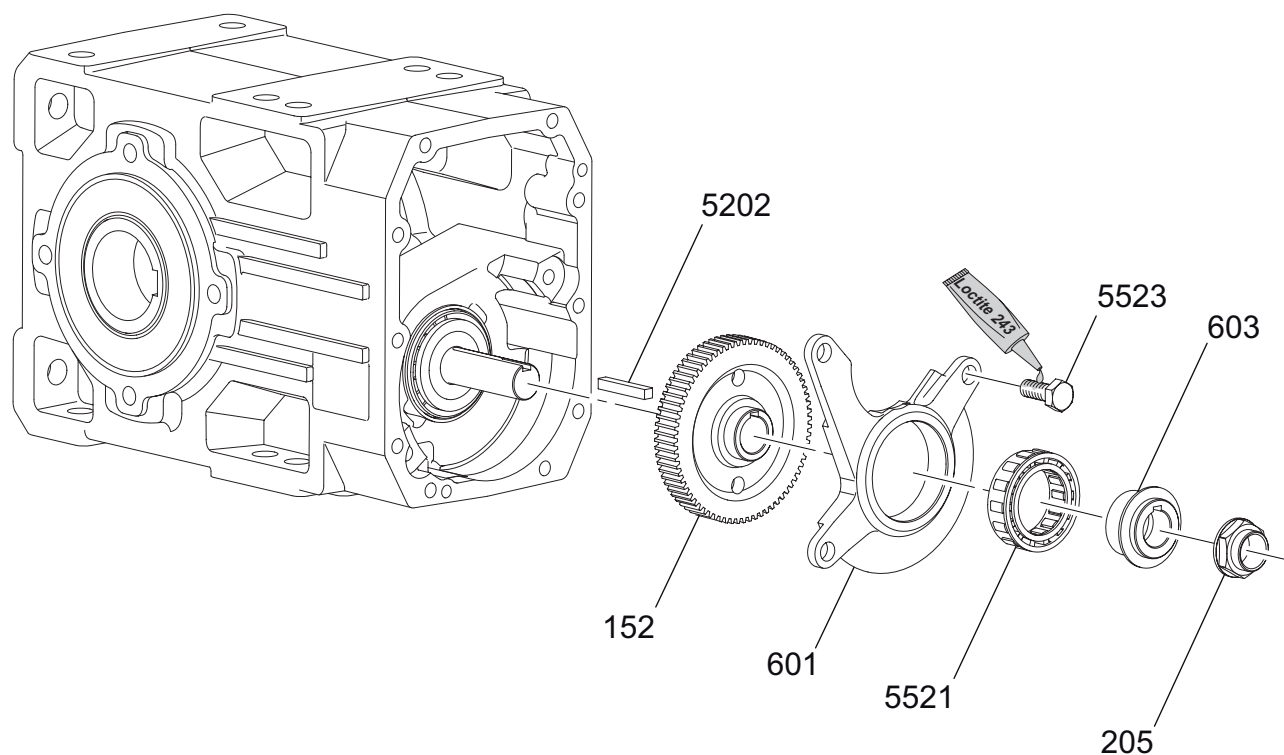
Pos.	Descrizione	Description	Benennung	Description	Descripción
851	Albero lento	Output shaft	Abtriebswelle	Arbre de sortie	Eje de salida
852	Coperchio	Cover	Deckel	Couvercle	Tapa

(mm)	5535		5536		5535		5536		5535		5536	
	Ø 25	Ø 30	Ø 35	Ø 40	Ø 45	Ø 50	Ø 55	Ø 60	Ø 65	Ø 70	Ø 75	Ø 80
A 10	QF 25	QF 30										
A 20	QF 25	QF 30										
A 30			QF 35	QF 40								
A 35			QF 35	QF 40								
A 41				QF 40	QF 45							
A 50						QF 50	QF 55					
A 55							QF 55	QF 60				
A 60								QF 60	QF 65	QF 70		
(inch)	Ø 1.000	Ø 1.188	Ø 1.375	Ø 1.438	Ø 1.500	Ø 1.625	Ø 1.938	Ø 2.000	Ø 2.375	Ø 2.438	Ø 2.750	
A 10	NQF1	NQF1-3/16										
A 20	NQF1	NQF1-3/16										
A 30			NQF1-3/8	NQF1-7/16								
A 35			NQF1-3/8	NQF1-7/16								
A 41					NQF1-1/2	NQF1-5/8						
A 50							NQF1-15/16	NQF2				
A 55									NQF2-3/8			
A 60									NQF2-3/8	NQF2-7/16	NQF2-3/4	




	5537	5854	5858	5857
A 10	38x68 (spec.)		ø8.4	M8x16
A 20	38x68 (spec.)		ø8.4	M8x16
A 30	50x80 (spec.)	18x11x33 C (i = 7) 18x11x50 A (i = 3)	ø8.4	M8x16
A 35	50x80 (spec.)	20x12x33 C (i = 9) 20x12x25 A (i = 3)	ø10.5	M10x16
A 41	55x90 (spec.)	20x12x40 C (i = 7) 20x12x60 A (i = 3)	ø13	M12x20
A 50	68x112 (spec.)	22x14x49 C	ø13	M12x20
A 55	90x155 (std.)	22x14x65 A 22x14x75 C	ø13x24x2.5	M12x20
A 60	90x155 (std.)	25x14x60 C	ø13	M12x20

AL, AR OPTION

Dispositivo antiretro
Anti-run back device
Rücklaufsperr
Dispositif anti-retour
Dispositivo antirretorno



Pos.	Descrizione	Description	Benennung	Description	Descripción
152	Corona	Gear	Zahnrad	Couronne	Corona
205	Ghiera	Ring nut	Wellenmutter	Frette	Tuerca del anillo
601	Supporto per antiretro	Anti-run back support	Halter für Rücklaufsperr	Support pour anti-recul	Soporte para dispositivo antirretorno
603	Boccola per antiretro	Anti-run back bushing	Buchse für Rücklaufsperr	Bague pour système anti-recul	Casquillo para dispositivo antirretorno

			
	5202	5521	5523
A 30 2	5x5x32 B	DC 3034 STIEBER	M8x20
A 35 2	5x5x32 B	DC 3034 STIEBER	M8x20
A 41 2	6x6x38 B	DC 4127 (3C) STIEBER	M8x20

Utilizzare LOCTITE 243 o similare in quanto a proprietà e campo di utilizzo / Use LOCTITE 243 or similar in terms of characteristics and applications / LOCTITE 243 oder in punkto Eigenschaften und Anwendungsbereich gleichwertige Mittel benutzen / Utiliser LOCTITE 243 ou un produit équivalent en ce qui concerne les propriétés et la plage d'utilisation / Utilice LOCTITE 243 o similar en cuanto a propiedades y ámbito de utilización

A 50 3

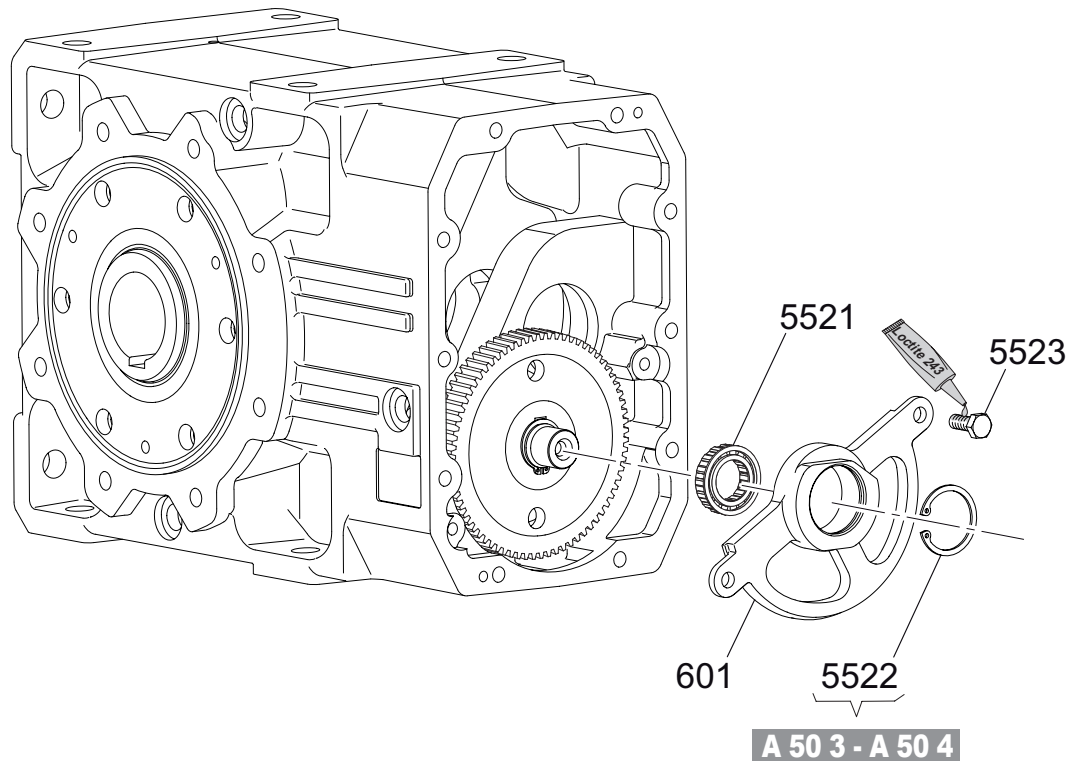
A 50 4

A 60 3




A 60 4

AL, AR OPTION

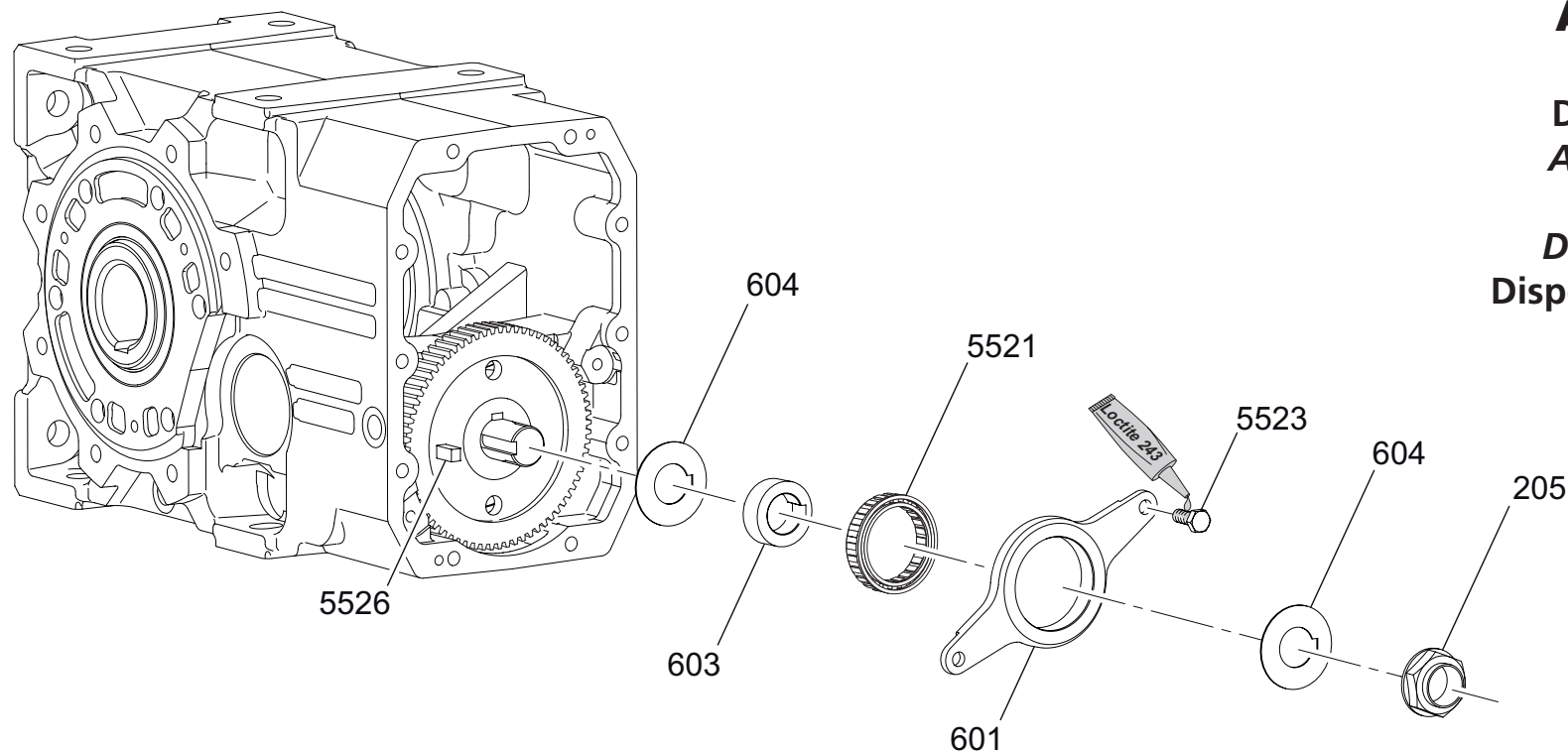
Dispositivo antiretro
Anti-run back device
 Rücklaufsperr
Dispositif anti-retour
 Dispositivo antirretorno



Pos.	Descrizione	Description	Benennung	Description	Descripción
601	Supporto per antiretro	<i>Anti-run back support</i>	Halter für Rücklaufsperr	<i>Support pour anti-recul</i>	Soporte para dispositivo antirretorno

			
	5521	5522	5523
A 50 3 A 50 4	BF 50z "BFR"	38	M8x20
A 60 3 A 60 4	BF 70z "BFR"		M10x25




Utilizzare LOCTITE 243 o similare in quanto a proprietà e campo di utilizzo / Use LOCTITE 243 or similar in terms of characteristics and applications / LOCTITE 243 oder in punkto Eigenschaften und Anwendungsbereich gleichwertige Mittel benutzen / Utiliser LOCTITE 243 ou un produit équivalent en ce qui concerne les propriétés et la plage d'utilisation / Utilice LOCTITE 243 o similar en cuanto a propiedades y ámbito de utilización



AL, AR OPTION

Dispositivo antiretro
Anti-run back device
 Rücklaufsperr
Dispositif anti-retour
 Dispositivo antirretorno

Pos.	Descrizione	Description	Benennung	Description	Descripción
205	Ghiera	Ring nut	Wellenmutter	Frette	Tuerca del anillo
601	Supporto per antiretro	Anti-run back support	Halter für Rücklaufsperr	Support pour anti-recul	Soporte para dispositivo antirretorno
603	Boccola per antiretro	Anti-run back bushing	Buchse für Rücklaufsperr	Bague pour système anti-recul	Casquillo para dispositivo antirretorno
604	Ralla	Washer	Unterlegscheibe	Rondelle	Arandela

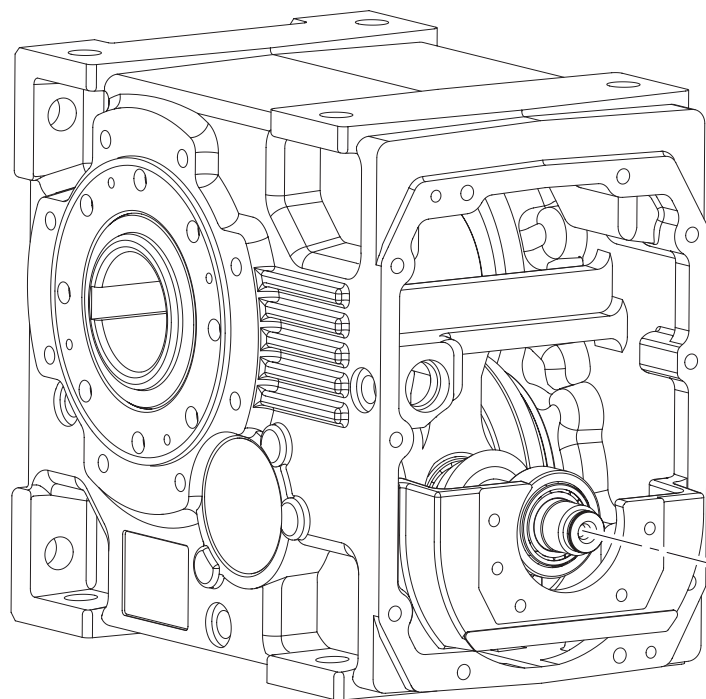
			
	5226	5521	5523
A 55 3 A 55 4	8x7x16 B	DC 4127 (3C) STIEBER	M8x20

Utilizzare LOCTITE 243 o similare in quanto a proprietà e campo di utilizzo / Use LOCTITE 243 or similar in terms of characteristics and applications / LOCTITE 243 oder in punkto Eigenschaften und Anwendungsbereich gleichwertige Mittel benutzen / Utiliser LOCTITE 243 ou un produit équivalent en ce qui concerne les propriétés et la plage d'utilisation / Utilice LOCTITE 243 o similar en cuanto a propiedades y ámbito de utilización

A 70

A 80

A 90







A 70 - A 80
A 90 $i = 9.7_{-21.0}$

AL, AR OPTION

Dispositivo antiretro
Anti-run back device
Rücklaufsperr
Dispositif anti-retour
Dispositivo antirretorno

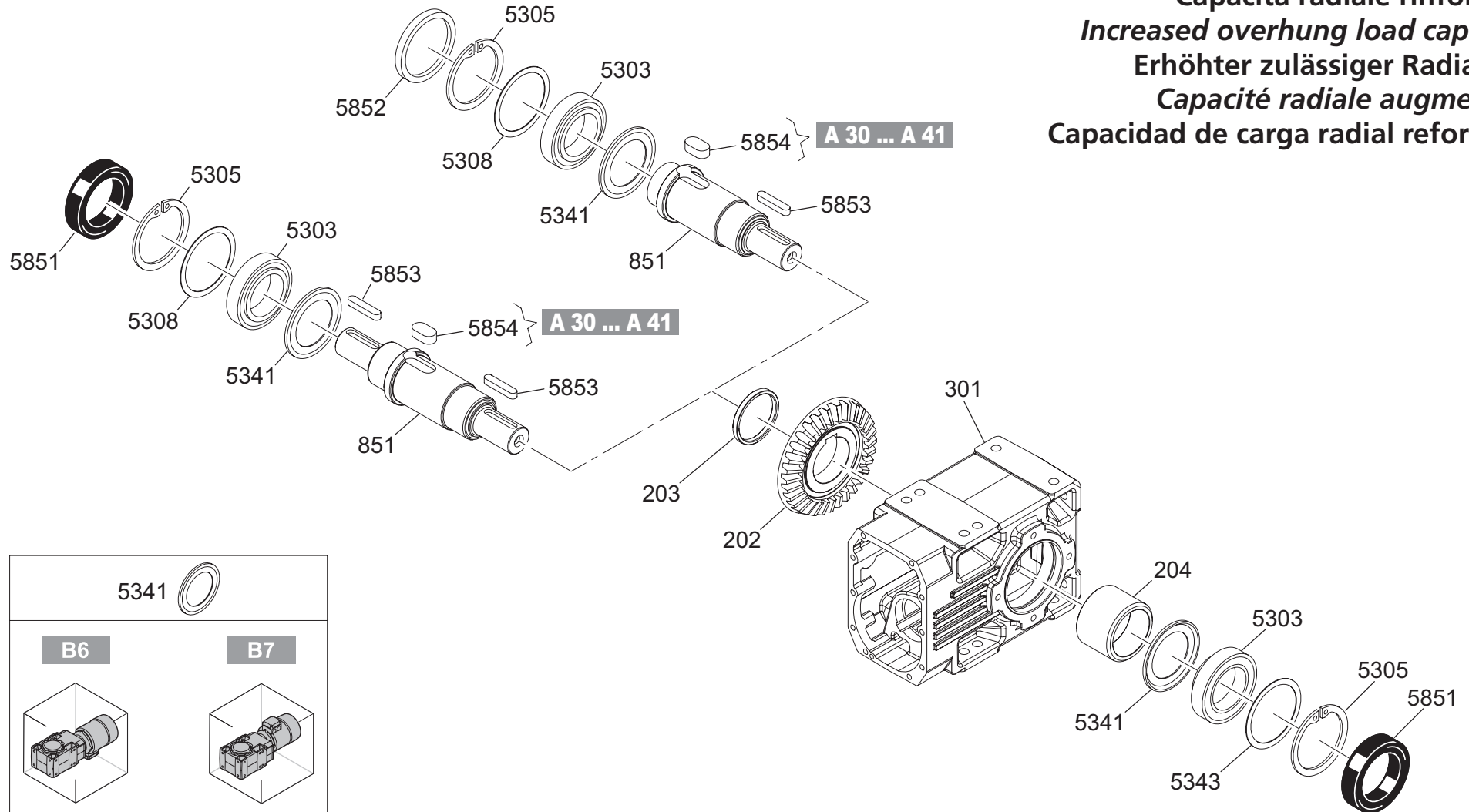
Pos.	Descrizione	Description	Benennung	Description	Descripción
601	Supporto per antiretro	Anti-run back support	Halter für Rücklaufsperr	Support pour anti-recul	Soporte para dispositivo antirretorno
603	Boccola per antiretro	Anti-run back bushing	Buchse für Rücklaufsperr	Bague pour système anti-recul	Casquillo para dispositivo antirretorno

	 5521	 5522	 5524	 5523
A 70	DC 5476A (4C)	72	28	M10x25
A 80	DC 5476B (4C)		40	M12x35
A 90	DC 7221B (i = 9.7_21.0)		42	M16x30
	BF 110z (i ≥ 22.3)	67		M16x30










Utilizzare LOCTITE 243 o similare in quanto a proprietà e campo di utilizzo / Use LOCTITE 243 or similar in terms of characteristics and applications / LOCTITE 243 oder in punkto Eigenschaften und Anwendungsbereich gleichwertige Mittel benutzen / Utiliser LOCTITE 243 ou un produit équivalent en ce qui concerne les propriétés et la plage d'utilisation / Utilice LOCTITE 243 o similar en cuanto a propiedades y ámbito de utilización

A 10**A 20****A 30****A 35****A 41****UD****UR****HDB OPTION**

Capacità radiale rinforzata
Increased overhung load capacity
Erhöhter zulässiger Radiallast
Capacité radiale augmentée
Capacidad de carga radial reforzada



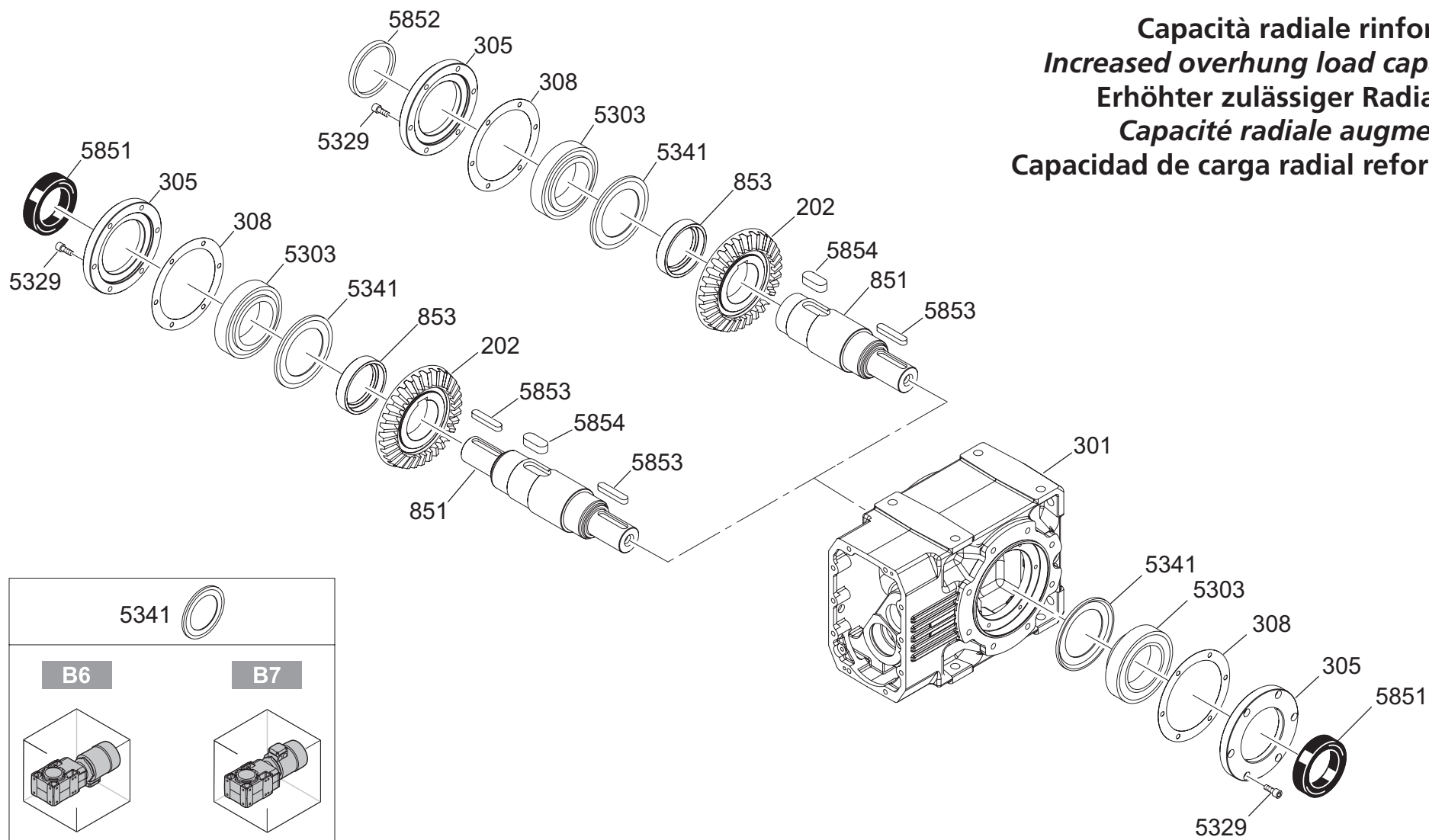
Pos.	Descrizione	Description	Benennung	Description	Descripción
202	Corona	Gear	Zahnrad	Couronne	Corona
203	Distanziale	Spacer ring	Distanzring	Entretoise	Distanciador
204	Distanziale	Spacer ring	Distanzring	Entretoise	Distanciador
301	Cassa	Housing	Gehäuse	Carter	Caja
851	Albero lento	Output shaft	Abtriebswelle	Arbre de sortie	Eje de salida

	 5303	 5305	 5308	 5343	 5341	 5851	 5852	 5853	 5854
A 10	32009	75	66.2x72.8x1 R 65.2x74.8x0.3 R *	66.2x72.8x1 R	45x73.5x4.7 0.3 AV	45x75x8 DL	ø75x8	8x7x35 A	
A 20	32010	80	68.3x78.8x1 R	68.3x78.8x1 R	50x78.6x5.0 0.3 AV	50x80x8 DL	ø80x8	8x7x50 A	
A 30	32011	90 → 4 ←	75.3x89.8x1 R	75.3x89.8x1 R	55x88.4x5.7 0.3 AV	55x90x8 DL	ø90x8	10x8x50 A	18x11x33 C 18x11x40 C
A 35	30211	100 → 4 ←	83.1x98.9x1 R	83.1x98.9x1 R	55x99.5x5.1 0.3 AV	55x100x10 DL	ø100x10	12x8x60 A	20x12x25 B 20x12x33 B
A 41	30213	120	100x120x1 R	100x120x1 R	65x116.5x5.1 0.5 AV	65x120x13 DL	ø120x12	14x9x70 A	20x12x40 C 20x12x60 A


* Per posizioni di montaggio B6 e B7 / For mounting positions B6 and B7 / Für die Einbaulagen B6 und B7 / Pour positions de montage B6 et B7 / Para posiciones de montaje B6 y B7

HDB OPTION

Capacità radiale rinforzata
Increased overhung load capacity
Erhöhter zulässiger Radiallast
Capacité radiale augmentée
Capacidad de carga radial reforzada

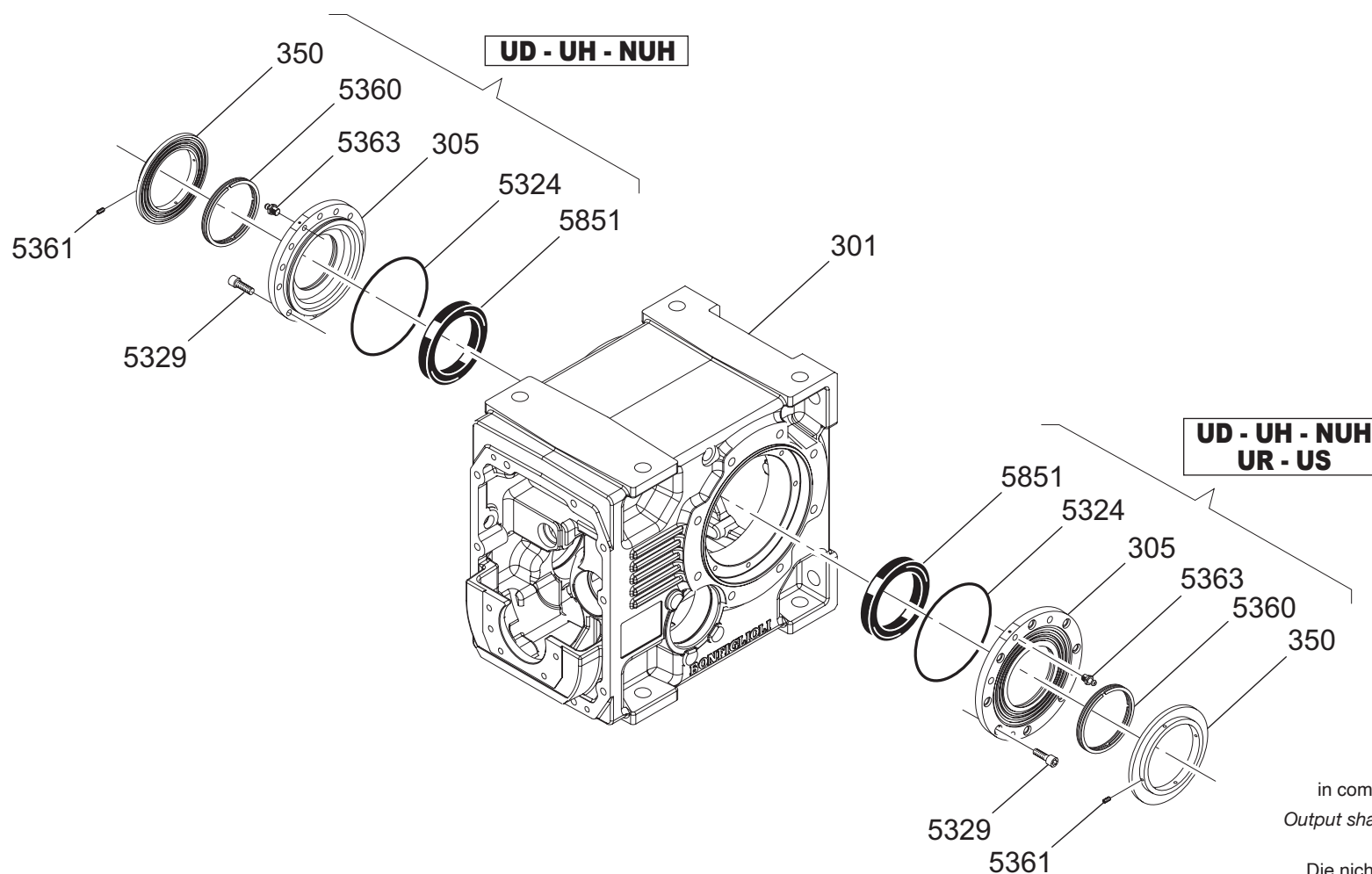


Pos.	Descrizione	Description	Benennung	Description	Descripción
202	Corona	Gear	Zahnrad	Couronne	Corona
301	Cassa	Housing	Gehäuse	Carter	Caja
305	Cappello albero	Shaft holder	Deckel	Capuchon	Sombbrero
308	Guarnizione	Gasket	Dichtung	Joint plat	Junta
851	Albero lento	Output shaft	Abtriebswelle	Arbre de sortie	Eje de salida
853	Distanziale	Spacer ring	Distanzring	Entretoise	Distanciador

							
	5303	5341	5851	5852	5853	5854	5329
A 50	30215	75x127x6.1 0.5 AV	75x100x10 DL	ø100x10	8x7x35 A	22x14x49 C 40x22x60 A	M8x22

TKL OPTION

Tenute taconite
Taconite seals
Taconite-Dichtungen
Joints de type Taconite
Retenes de tipo Taconite









I particolari dell'asse lento non rappresentati sono in comune con le versioni UR, UD, UH, US, NUH e NUR
 Output shaft components which are not shown are common to the UR, UD, UH, US, NUH and NUR versions

Die nicht dargestellten Teile der Abtriebswelle sind mit der Versionen UR, UD, UH, US, NUH und NUR gemeinsam

Les éléments de l'axe lent non représentés sont en commun avec les versions UR, UD, UH, US, NUH et NUR

Las características del eje lento no mostradas coinciden con las de las versiones UR, UD, UH, US, NUH y NUR

Pos.	Descrizione	Description	Benennung	Description	Descripción
301	Bassala labirinto	Housing	Gehäuse	Carter	Caja
305	Cappello albero	Shaft holder	Deckel	Capuchon	Sombrero
350	Boccola	Bushing	Buchse	Douille	Casquillo

	 OR 5324	 5329	 5360	 5361	 5363	 5851
A 70	4600	M8x22	FK3 IS 105/4.3/0.98 FK3 IS 90/3.8/0.82	M4x8	M8x1	105x130x12 DL 90x130x12 DL
A 80	4675	M10x25	FK3 IS 120/5.0/0.98	M4x8	M8x1	120x150x12 DL
A 90	4750	M10x30	FK3 IS 130/5.5/0.98	M4x8	M8x1	130x170x12 DL 130x160x12 DL

A 20 3

A 30 3

A 35 3

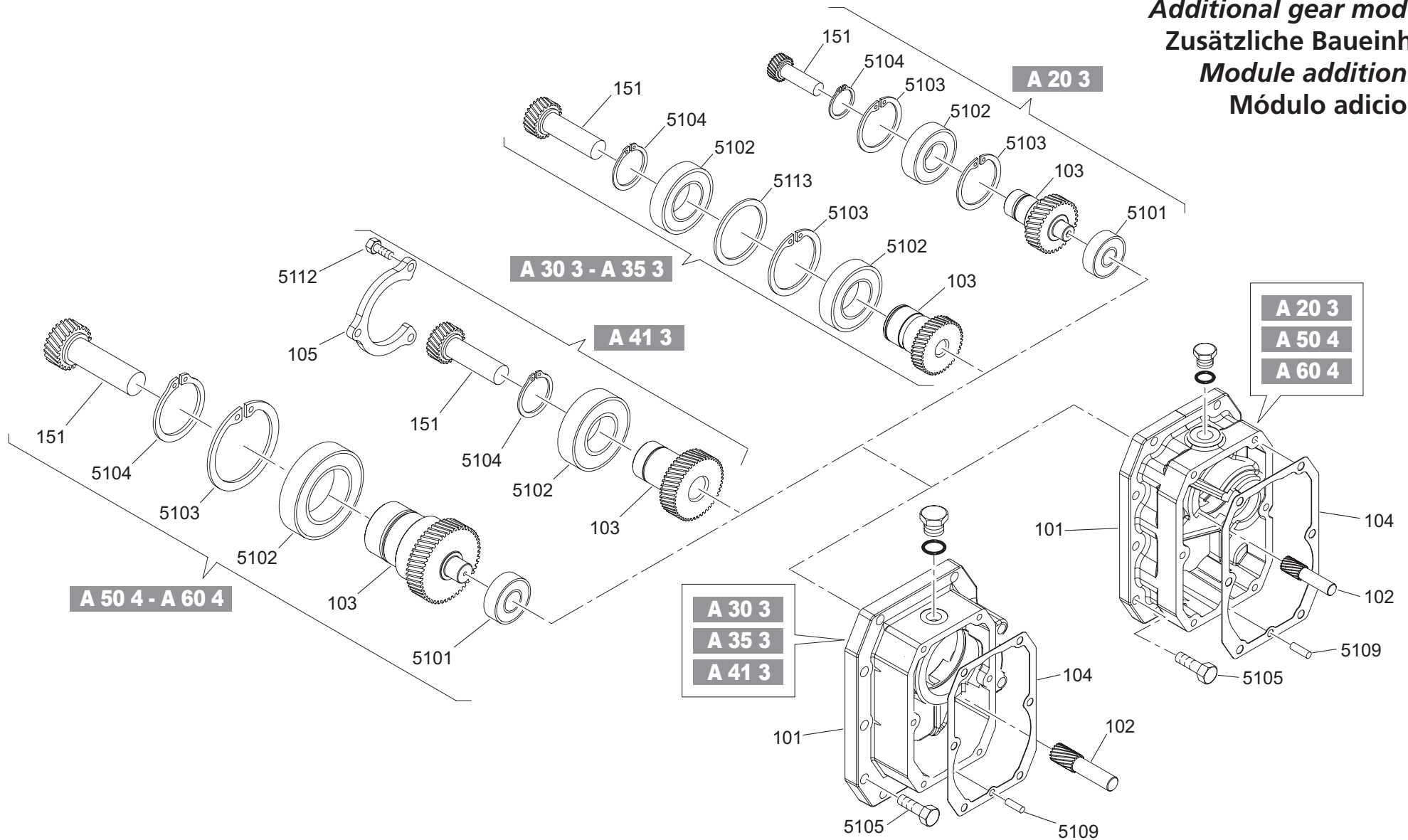
A 41 3

A 50 4








A 55 4

A 60 4

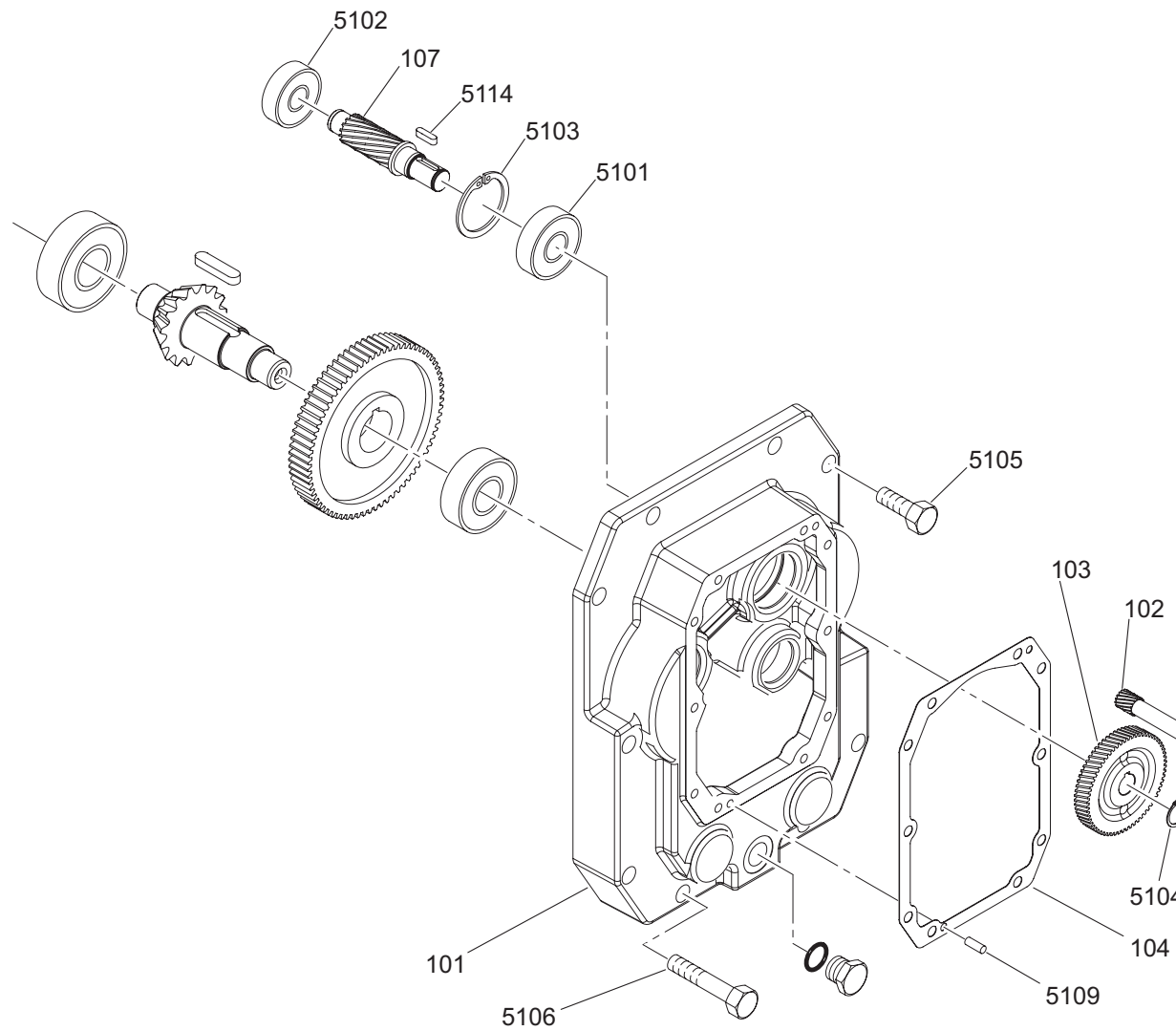
Modulo addizionale
Additional gear module
Zusätzliche Baueinheit
Module additionnel
Módulo adicional









Pos.	Descrizione	Description	Benennung	Description	Descripción
101	Modulo addizionale	Additional gear module	Zusätzliche Baueinheit	Module additionnel	Módulo adicional
102	Pignone	Pinion gear	Ritzel	Pignon	Piñon
103	Corona	Gear	Zahnrad	Couronne	Corona
104	Guarnizione	Gasket	Dichtung	Jointplat	Junta
105	Anello di battuta per cuscinetto	Bearing retainer	Schlußring	Bague de fermeture	Anillo de tope para rodamiento
151	Pignone	Pinion gear	Ritzel	Pignon	Piñon

								
	5101	5102	5104	5103	5109	5105	5112	5113
A 20 3	6201 2Z	6004	20	42	ø5x16	M6x20 M6x50		
A 30 3 - A 35 3		6006	30	55	ø5x16	M8x25 M8x60		45x55x2 "R"
A 41 3	NJ202	3206-2RS	30		ø5x16		M8x25 M8x65	M6x16
A 50 4 - A 55 4	NJ203	6008	40	68	ø6x16		M10x35 M10x75	
A 60 4		6010	50	80	ø6x16		M10x35 M10x80	

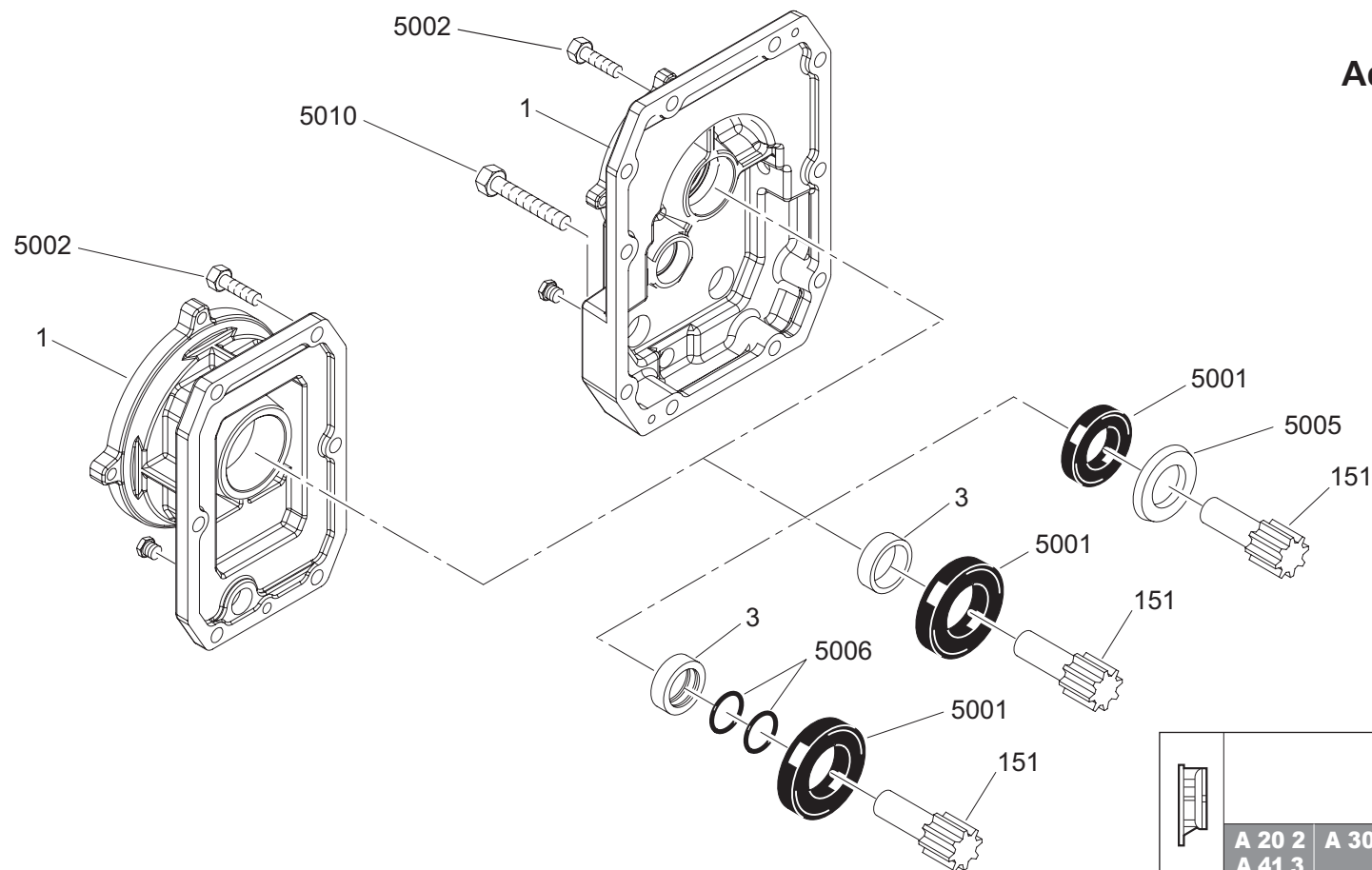
Modulo addizionale
Additional gear module
Zusätzliche Baueinheit
Module additionnel
Módulo adicional




Pos.	Descrizione	Description	Benennung	Description	Descripción
101	Modulo addizionale	Additional gear module	Zusätzliche Baueinheit	Module additionnel	Módulo adicional
102	Pignone	Pinion gear	Ritzel	Pignon	Piñon
103	Corona	Gear	Zahnrad	Couronne	Corona
104	Guarnizione	Gasket	Dichtung	Jointplat	Junta
107	Pignone	Pinion gear	Ritzel	Pignon	Piñon



								
	5101	5102	5103	5104	5105	5106	5109	5114
A 70 4	6304	6303	52	17	M12x35	M12x65	ø6x16	5x5x19 C
A 80 4	6404	6304	72	20	M12x35	M12x65	ø6x16	6x6x25 C
A 90 4	6306	6305	72	25	M16x50	M16x80	ø6x16	8x7x25 C


Interfaccia per motore compatto
Compact motor interface
S Baueinheit
Module S
Adaptador para motor compacto

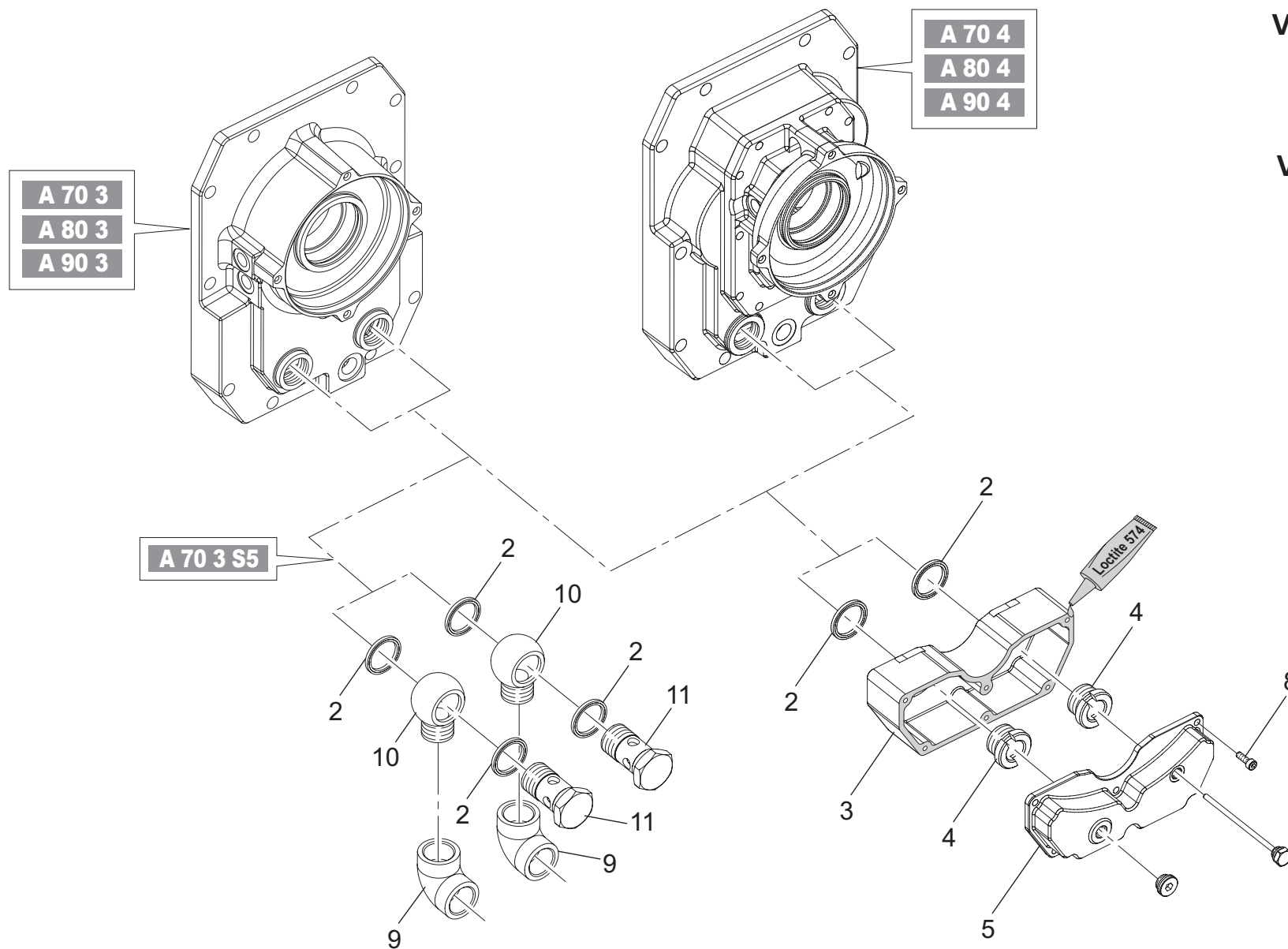


	 OR 5006			
	A 20 2 A 41 3	A 30 2 - A 35 2 - A 41 2 A 50 4 - A 55 4 A 60 4 - A 70 4 - A 80 4	A 50 2/3 - A 55 2/3 A 60 2/3 A 90 4	A 70 3 A 80 3 A 90 3
S2	4137	4137	4137	
S3	4137	4137	4137	4137
S4		149	149	149
S5			149	149

Pos.	Descrizione	Description	Benennung	Description	Descripción
1	Coperchio	Cover	Deckel	Couvercle	Tapa
3	Boccola	Bushing	Buchse	Douille	Casquillo
151	Pignone	Pinion gear	Ritzel	Pignon	Piñon

	 5001									 5005						
	A 05	A 10 A 20 3 - A 30 3 A 35 3	A 20 2 A 41 3	A 30 2 A 50 4 - A 55 4 A 60 4	A 35 2 - A 41 2 A 50 2/3 - A 70 4 A 80 4 - A 90 4	A 55 2 A 60 2/3	A 55 3	A 70 3	A 80 3 A 90 3	A 05	A 10 - A 20 A 30 3 A 35 3 - A 41 3	A 30 2 A 50 4 - A 55 4 A 60 4	A 35 2 - A 41 2 A 50 2/3 - A 70 4 A 80 4 - A 90 4	A 55 2 A 60 2/3 A 70 3	A 55 3	A 80 3 A 90 3
S05	20x35x7 L 25x35x7 L	20x35x7 L 25x35x7 L	20x35x7 L 25x35x7 L							20x35x4	20x35x4					
S1	20x35x7 L 25x35x7 L	20x35x7 L 25x35x7 L	20x35x7 L 25x35x7 L	20x35x7 L 25x35x7 L	20x35x7 L 25x35x7 L		20x35x7 L 25x35x7 L			20x35x4	20x35x4	20x35x4	20x35x4		20x35x4	
S2	35x47x7 L	35x55x8 L	35x55x8 L 42x55x8 L 45x55x6 L	35x55x8 L 42x55x8 L 45x55x6 L	35x55x8 L 42x55x8 L 45x55x6 L	35x55x8 L 42x55x8 L 45x55x6 L	35x55x8 L 42x55x8 L 45x55x6 L	35x55x8 L 42x55x8 L			35x52x4.5	35x52x4.5	35x52x4.5	35x52x4.5	35x52x4.5	
S3		35x62x7 L 48x62x8 L	35x62x7 L 48x62x8 L	35x62x7 L 48x62x8 L	35x62x7 L 48x62x8 L	35x62x7 L 48x62x8 L	35x62x7 L 48x62x8 L	35x62x7 L 48x62x8 L	35x62x7 L	35x62x7 L	35x52x4.5	35x52x4.5	35x52x4.5	35x52x4.5	35x52x4.5	35x52x4.5
S4					45x85x10 L 65x85x10 L	45x85x10 L 65x85x10 L	45x85x10 L 65x85x10 L	45x85x10 L 65x85x10 L	45x85x10 L 65x85x10 L				45x62x4.5	45x62x4.5	45x62x4.5	45x62x4.5
S5						45x85x10 L 65x85x10 L	45x85x10 L 65x85x10 L	45x85x10 L 65x85x10 L	45x85x10 L 65x85x10 L					45x62x4.5	45x62x4.5	45x62x4.5



	 5002															 5010		
	A 05	A 10 A 20 3	A 20 2	A 30 2 A 50 4 - A 55 4 - A 60 4	A 30 3 A 35 3	A 35 2 A 41 2	A 41 3	A 50 2/3	A 55 2 A 60 2/3	A 55 3	A 70 3	A 70 4 A 80 4	A 80 3	A 90 3	A 90 4	A 70 3	A 80 3	A 90 3
S05	M5x18	M6x22	M6x20		M6x22		M6x20											
S1	M5x18	M6x22	M6x18 M6x22	M8x25	M6x20 M6x22	M8x25	M6x16 M6x20	M10x30		M10x30		M8x20 M8x25			M10x25 M10x30			
S2	M5x18	M6x22	M6x22	M8x25	M6x20 M6x22	M8x25	M6x20	M10x30	M10x30	M10x30	M12x35	M8x20 M8x25			M10x25 M10x30	M12x65		
S3		M6x22	M6x22	M8x25	M6x20 M6x22	M8x25	M6x20	M10x30	M10x30	M10x30	M12x35	M8x20 M8x25	M12x35	M16x50	M10x25 M10x30	M12x65	M12x65	M16x80
S4						M8x25		M10x30	M10x30	M10x30	M12x35	M8x20 M8x25	M12x35	M16x50	M10x25 M10x30	M12x65	M12x65	M16x80
S5								M10x30	M10x30	M12x35			M12x35	M16x50		M12x65	M12x65	M16x80



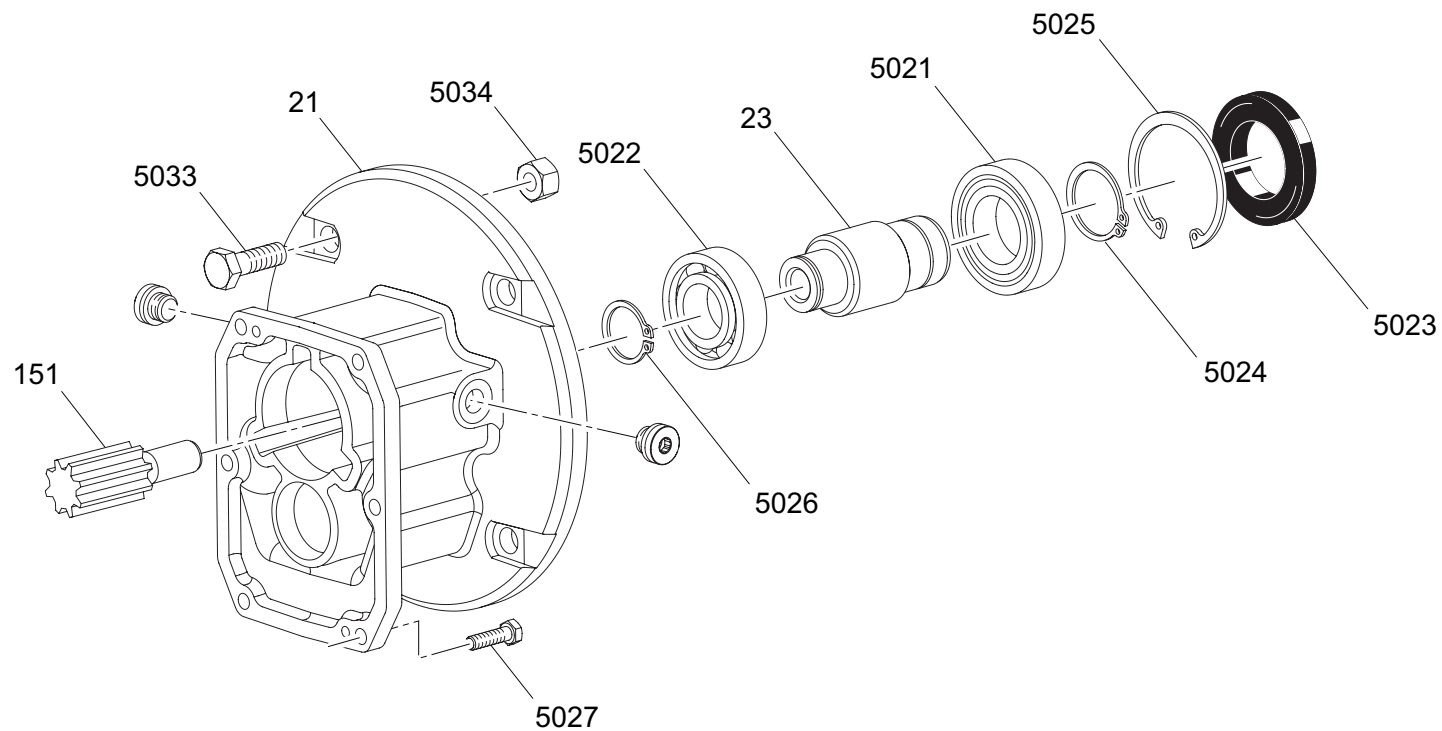
Vaso di espansione
 Expansion tank
 Olüberlaufgefäß
 Vase d'expansion
 Vaso de expansión

Utilizzare LOCTITE 574 o similare in quanto a proprietà e campo di utilizzo / Use LOCTITE 574 or similar in terms of characteristics and applications / LOCTITE 574 oder in punkto Eigenschaften und Anwendungsbereich gleichwertige Mittel benutzen / Utiliser LOCTITE 574 ou un produit équivalent en ce qui concerne les propriétés et la plage d'utilisation / Utilice LOCTITE 574 o similar en cuanto a propiedades y ámbito de utilización







Pos.	Descrizione	Description	Benennung	Description	Descripción
3	Vaso espansione	Expansion tank	Olüberlaufgefaß	Vase d'expansion	Vaso de expansión
4	Vite forata	Bored screw	Lochschraube	Vis percée	Tornillo perforado
5	Coperchio	Cover	Deckel	Couvercle	Tapa
9	Raccordo	Elbow pipe	Anschluss	Raccord	Racor
10	Anello orientabile	Rotating ring	Ausrichtbarer Ring	Bague orientable	Anillo orientable
11	Vite forata	Bored screw	Lochschraube	Vis percée	Tornillo perforado

	 2						 8					
	A 70 3	A 70 4	A 80 3	A 80 4	A 90 3	A 90 4	A 70 3	A 70 4	A 80 3	A 80 4	A 90 3	A 90 4
S2	USIT 33.9	USIT 33.9		USIT 33.9		USIT 33.9	M6x18	M6x18		M6x18		M8x20
S3	USIT 33.9	USIT 33.9	USIT 33.9	USIT 33.9	USIT 33.9	USIT 33.9	M6x18	M6x18	M6x18	M6x18	M8x20	M8x20
S4	USIT 33.9	USIT 33.9	USIT 33.9	USIT 33.9	USIT 33.9	USIT 33.9	M6x18	M6x18	M6x18	M6x18	M8x20	M8x20
S5	USIT 33.9		USIT 33.9		USIT 33.9		M6x18		M6x18		M8x20	

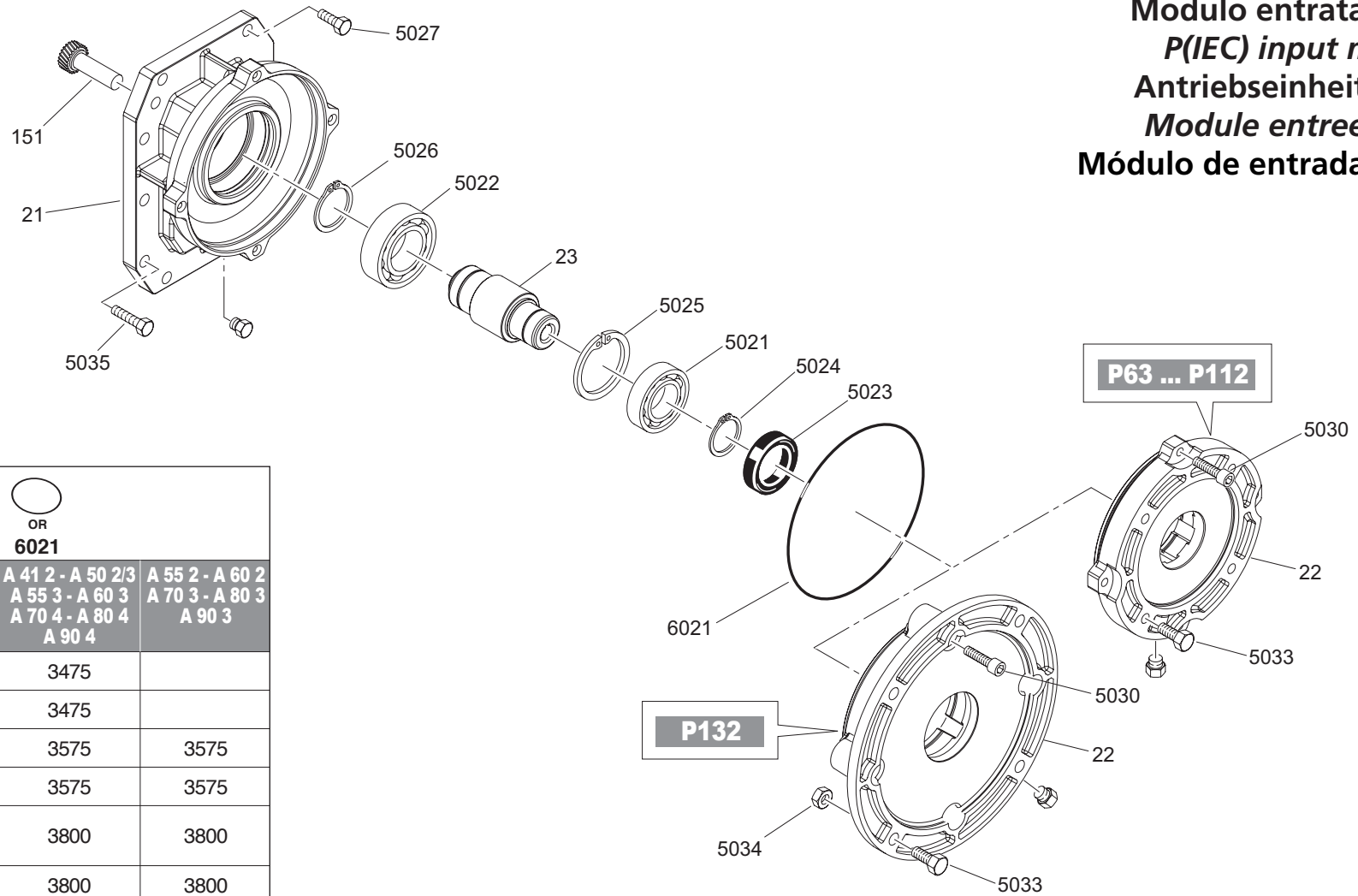
Modulo entrata P(IEC)
P(IEC) input module
Antriebseinheit P(IEC)
Module entree P(IEC)
Módulo de entrada P(IEC)



Pos.	Descrizione	Description	Benennung	Description	Descripción
21	Coperchio	Cover	Deckel	Couvercle	Tapa
23	Albero veloce	Input shaft	Antriebswelle	Arbre rapide	Eje de entrada
151	Pignone	Pinion gear	Ritzel	Pignon	Piñon




	 5023	 5021	5022	 5024	5026	 5025	 5027	5033	 5034
P63	25x47x7 L	6005-2RS	6004	25	20	47	M5x18	M8x25	M8
P71	25x47x7 L	6005-2RS	6004	25	20	47	M5x18	M8x25	M8
P80	30x55x7 L	6006-2RS	6004	30	20	55	M5x18	M10x30	M10





**Modulo entrata P(IEC)
P(IEC) input module
Antriebseinheit P(IEC)
Module entree P(IEC)
Módulo de entrada P(IEC)**



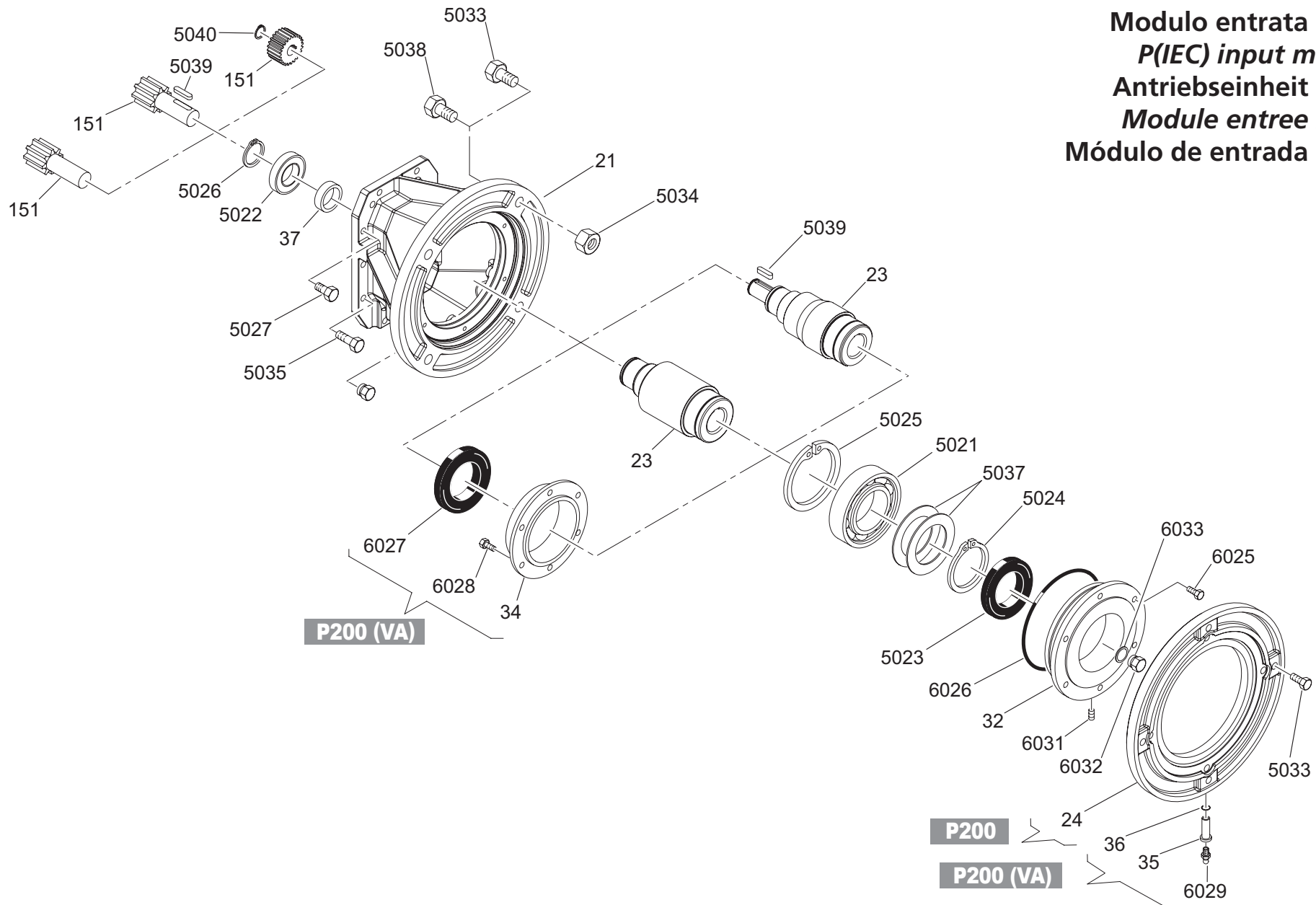
	OR 6021			
	A 10 ... A 30 A 35 3 - A 41 3 A 50 4 - A 55 4 A 60 4	A 35 2	A 41 2 - A 50 2/3 A 55 3 - A 60 3 A 70 4 - A 80 4 A 90 4	A 55 2 - A 60 2 A 70 3 - A 80 3 A 90 3
P63	3475	3475	3475	
P71	3475	3475	3475	
P80	3575	3575	3575	3575
P90	3575	3575	3575	3575
P100 P112	3575	3575	3800	3800
P132		3800	3800	3800

Pos.	Descrizione	Description	Benennung	Description	Descripción
21	Coperchio	Cover	Deckel	Couvercle	Tapa
22	Flangia	Flange	Flansch	Bride	Brida
23	Albero veloce	Input shaft	Antriebswelle	Arbre rapide	Eje de entrada
151	Pignone	Pinion gear	Ritzel	Pignon	Piñon













																								
	5027												5033		5035		5030						5034	
	A 05	A 10 A 20	A 30 2 A 50 4 A 55 4 A 60 4	A 30 3 A 35 3	A 35 2	A 41 2	A 41 3	A 50 2/3 A 55 3 A 60 3	A 55 2 A 60 2	A 70 3 A 80 3	A 70 4 A 80 4	A 90 3	A 90 4	A 05	A 10 ... A 90	A 70 3 A 80 3	A 90 3	A 10 ... A 30 A 35 3 - A 41 3 A 50 4 - A 55 4 A 60 4	A 35 2	A 41 2 - A 50 2/3 A 55 3 - A 60 3 A 70 4 - A 80 4 A 90 4	A 55 2 - A 60 2 A 70 3 - A 80 3 A 90 3	A 05	A 35 ... A 90	
P63	M5x18	M6x22	M8x25	M6x20 M6x22	M8x25	M8x25	M6x20	M10x30			M8x25		M10x25 M10x30	M8x25	M8x20			M5x20	M5x20	M5x20		M8		
P71	M5x18	M6x22	M8x25	M6x20 M6x22	M8x25	M8x25	M6x20	M10x30			M8x25		M10x25 M10x30	M8x25	M8x20			M5x20	M5x20	M5x20		M8		
P80	M5x18	M6x22	M8x25	M6x20 M6x22	M8x25	M8x25	M6x20	M10x30	M10x30	M12x35	M8x20 M8x25	M16x50	M10x25 M10x30	M10x30	M10x22	M12x65	M16x85	M6x25	M6x25	M6x25	M6x25	M10		
P90		M6x22	M8x25	M6x20 M6x22	M8x25	M8x25	M6x20	M10x30	M10x30	M12x35	M8x20 M8x25	M16x50	M10x25 M10x30		M10x22	M12x65	M16x85	M6x25	M6x25	M6x25	M6x25			
P100 P112		M6x22	M8x25	M6x20 M6x22	M8x25	M8x25	M6x20	M10x30	M10x30	M12x35	M8x20 M8x25	M16x50	M10x25 M10x30		M12x30	M12x65	M16x85	M6x30	M6x30	M8x25	M8x25			
P132				M6x20 M6x22	M8x25	M8x25		M10x30	M10x30	M12x35	M8x20 M8x25	M16x50	M10x25 M10x30		M12x50	M12x65	M16x85		M8x25	M8x25	M8x25		M12	



																					
	5023		5021		5022									5024		5026				5025	
	A 05	A 10 ... A 90	A 05	A 10 ... A 90	A 05	A 10 ... A 30 A 35 3 A 50 4 - A 55 4 A 60 4	A 35 2	A 41 2 - A 50 2/3 A 55 3 - A 60 3 A 70 4 - A 80 4 A 90 4	A 41 3	A 55 2 A 60 2	A 70 3 A 80 3 A 90 3	A 05	A 10 ... A 90	A 05	A 10 ... A 35 A 41 3 A 50 4 - A 55 4 A 60 4	A 41 2 - A 50 2/3 A 55 2/3 - A 60 2/3 A 70 .. A 90	A 05	A 10 ... A 90			
P63	25x47x7 L	25x42x7 L	6005-2RS	6005-2RS	6004	6006	6006	6006				25	25	20	30	30	47	47			
P71	25x47x7 L	25x42x7 L	6005-2RS	6005-2RS	6004	6006	6006	6006				25	25	20	30	30	47	47			
P80	30x55x7 L	40x62x7 L	6006-2RS	6008-2RS	6004	6007 6007 ETN9	6007 6007 ETN9	6007 6007 ETN9	6007 6007 2Z	6007 6007 ETN9	6007 6007 ETN9	30	40	20	35	35	55	68			
P90		40x62x7 L		6008-2RS		6007 6007 ETN9	6007 6007 ETN9	6007 6007 ETN9	6007 6007 2Z	6007 6007 ETN9	6007 6007 ETN9		40		35	35		68			
P100 P112		45x72x8 L		6009-2RS		6007 ETN9	6007 ETN9	6209	6007 6007 2Z	6209	6209		45		35	45		75			
P132		55x80x8 L		6012-2RS				6209		6209	NJ209E		60		45	45		95			

**Modulo entrata P(IEC)
P(IEC) input module
Antriebseinheit P(IEC)
Module entree P(IEC)
Módulo de entrada P(IEC)**

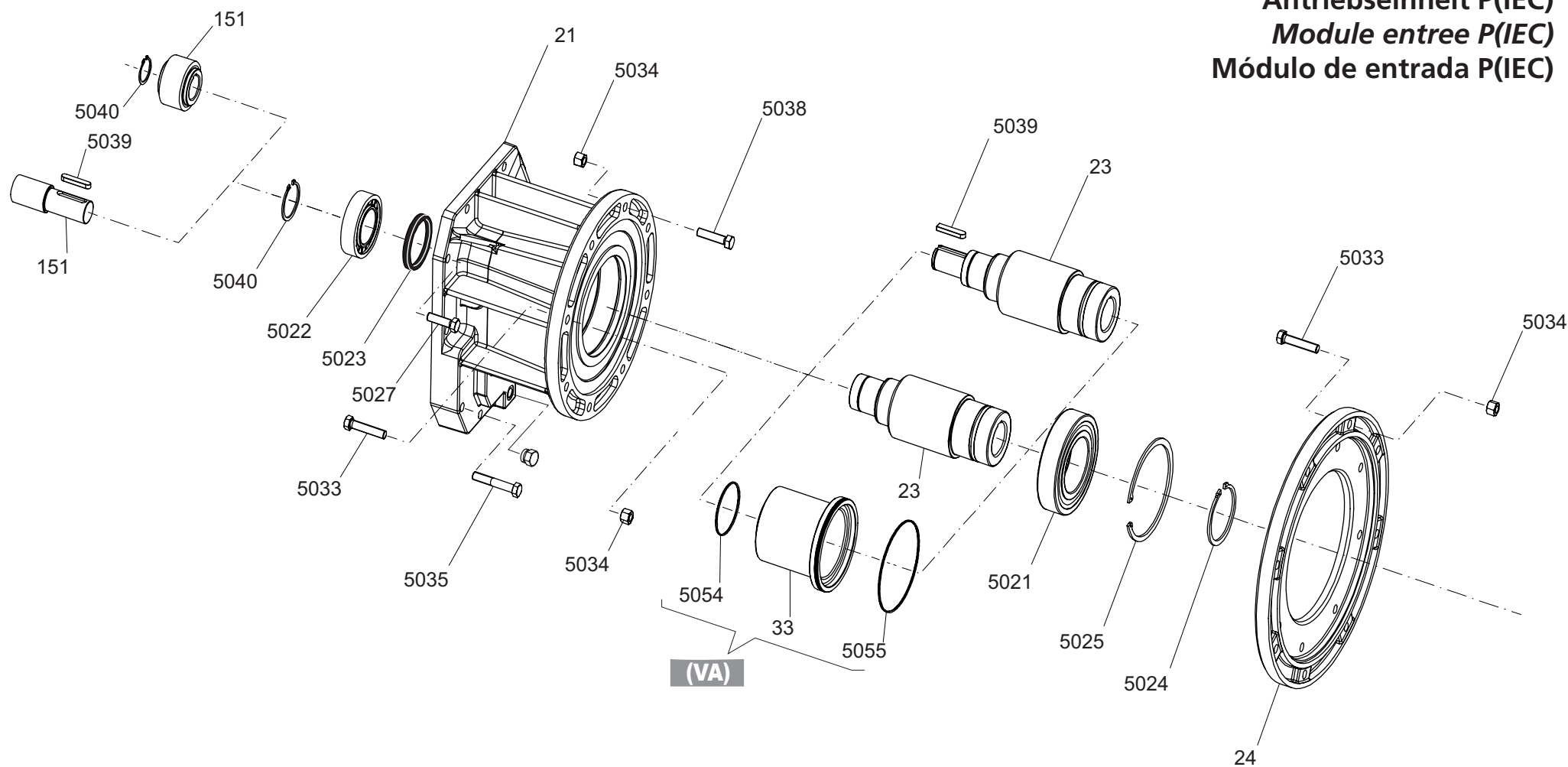


Pos.	Descrizione	Description	Benennung	Description	Descripción
21	Coperchio	Cover	Deckel	Couvercle	Tapa
23	Albero veloce	Input shaft	Antriebswelle	Arbre rapide	Eje de entrada
24	Controflangia	Adapter motor flange	Gegenflansch	Contre-bride	Contrabrida
32	Cappello per cuscinetto	Bearing holder	Deckel	Capuchon	Sombbrero para rodamiento
34	Boccola per anello di tenuta	Oilseal bushing	Dichtringbuchse	Bague pour joint d'étanchéité	Casquillo para anillo de estanqueidad
35	Prolunga per ingrassatore	Grease nipple extension	Verlängerung für Schmiervorrichtung	Rallonge de système de graissage	Prolongador para inyector de engrase
36	Guarnizione in rame	Copper gasket	Kupferdichtung	Joint en cuivre	Junta de cobre
37	Distanziale	Spacer ring	Distanzring	Entretoise	Distanciador
151	Pignone	Pinion gear	Ritzel	Pignon	Piñon








																										
	5021	5022	5039	5024	5026	5040	5025	5037	5034	6029	6031	6032	6033	5023	6027											
								A 50 2/3 A 55 2/3 A 60 2/3 - A 90 4		A 80 3 A 90 3	A 80 3 A 90 3	A 80 3 A 90 3	A 80 3 A 90 3	A 50 A 60	A 70...A 90	A 70...A 90										
P160	6016 6016 2RS 6216 6216 2RS	NUP210 6210 NUP310 6310	8x7x45 A	80	50	30	125 140	80x100x2 P	M16					80x110x10 L	80x110x10 L											
P180	6016 6016 2RS 6216 6216 2RS	NUP210 NUP310 6310 6212	8x7x45 A 14x9x57 C	80	50 60	30 48	125 140	80x100x2 P	M16					80x110x10 L	80x110x10 L											
P200	6216 6216 2RS 3216	NUP2210 6310 NUP310 6212 NUP2212	8x7x45 A 14x9x57 C	80	50 60	30 48	140			M6	M10x14	M42x2	42x50x1.5		80x110x10 L	90x120x12 L										


													
	5027			5033			5035	5038	6025		6028	OR 6026	
	A 50	A 60	A 70 - A 80	A 90	A 50 - A 60	A 70...A 90	A 70...A 90	A 70...A 90	A 50 - A 60	A 70...A 90	A 80 - A 90	A 50 - A 60	A 70...A 90
P160	M10x30 M10x35 M10x45	M10x35	M12x40	M16x50	M16x60	M16x60	M12x65		M8x25	M8x25		3725	3725
P180	M10x30 M10x35 M10x45	M10x35	M12x40	M16x50	M16x60	M16x60	M12x65		M8x25	M8x25		3725	3725
P200			M12x40	M16x50		M16x35	M12x65 M12x70 M16x40	M16x40		M8x25	M6x16		3725

Modulo entrata P(IEC)
P(IEC) input module
Antriebseinheit P(IEC)
Module entree P(IEC)
Módulo de entrada P(IEC)

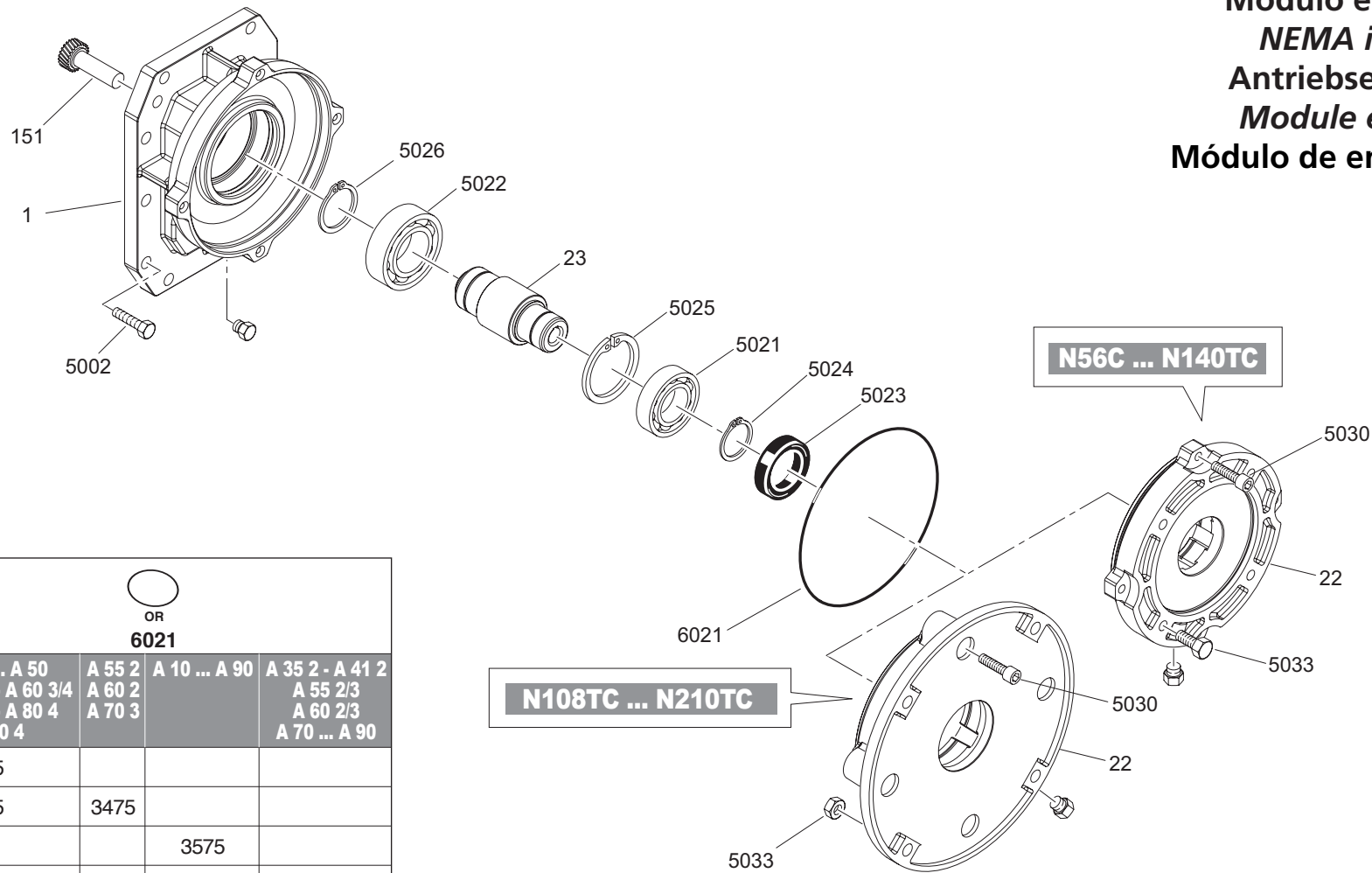


Pos.	Descrizione	Description	Benennung	Description	Descripción
21	Coperchio	Cover	Deckel	Couvercle	Tapa
23	Albero veloce	Input shaft	Antriebswelle	Arbre rapide	Eje de entrada
24	Controflangia	Adapter motor	Gegenflansch	Contre-brid	Contrabrida
151	Pignone	flange	Ritzel	e	Piñon

	 5021	5022	 5039	 5024	5040	 5025	 5034	 5023	 OR	5055
P225	6222 2Z	NJ2214E	14x9x57 C	110	48	200	M16	90x110x12 L	3400	3700
P250	6222 2Z	NJ2214E	14x9x57 C	110	48	200	M16	90x110x12 L	3400	3700



						
	5027		5033	5035		5038
	A 80 3	A 90 3	A 80 3 A 90 3	A 80 3	A 90 3	A 90 3
P225	M12x40	M16x50	M16x70	M12x70	M16x85	
P250		M16x50	M16x70		M16x85	M16x60





Modulo entrata NEMA
NEMA input module
Antriebseinheit NEMA
Module entree NEMA
Módulo de entrada NEMA

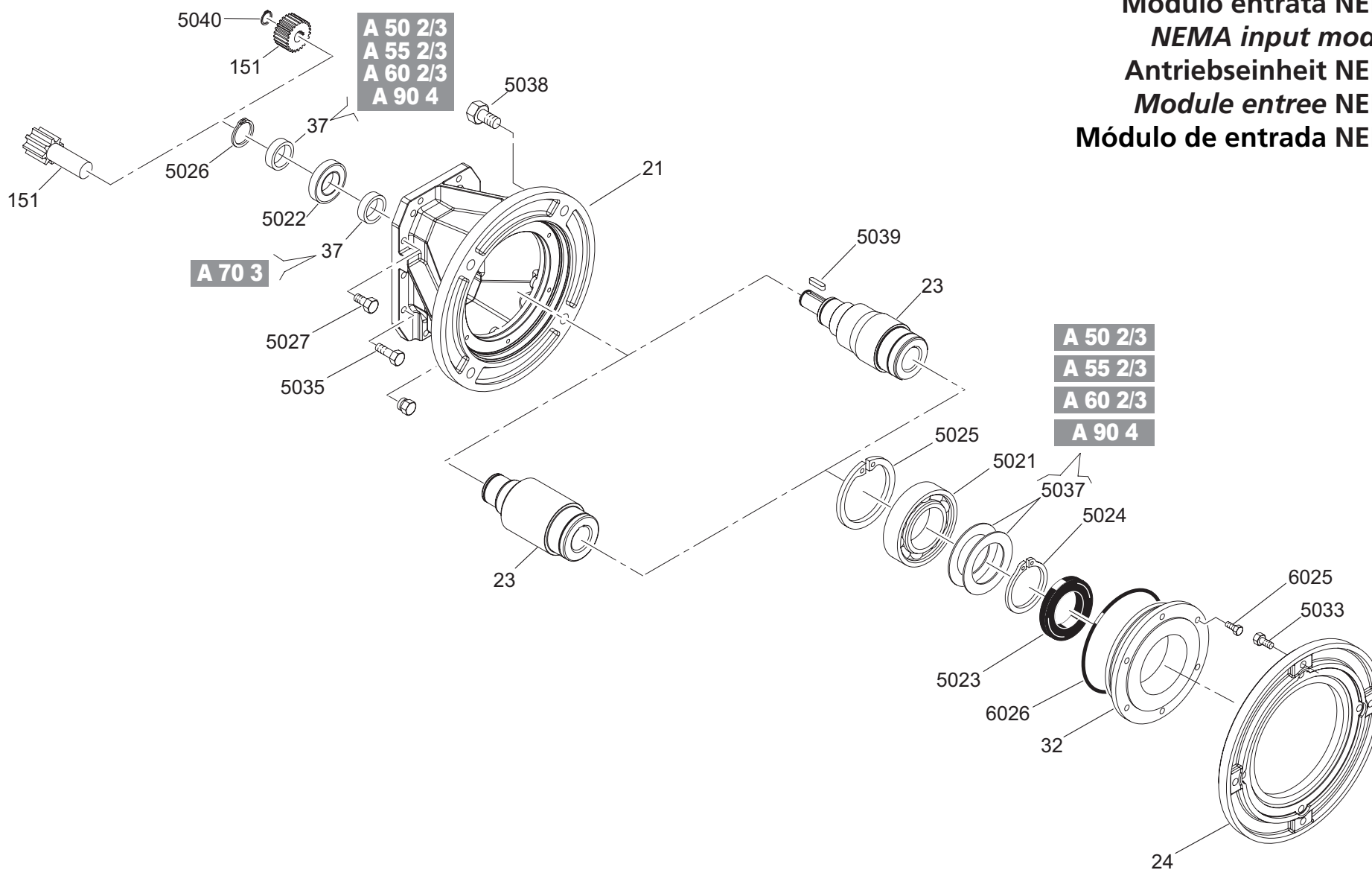


	OR 6021			
	A 05 ... A 50 A 55 3/4 - A 60 3/4 A 70 4 - A 80 4 A 90 4	A 55 2 A 60 2 A 70 3	A 10 ... A 90	A 35 2 - A 41 2 A 55 2/3 A 60 2/3 A 70 ... A 90
N56C	3475			
N140TC	3475	3475		
N180TC			3575	
N210TC				3800



Pos.	Descrizione	Description	Benennung	Description	Descripción
1	Coperchio	Cover	Deckel	Couvercle	Tapa
22	Flangia	Flange	Flansch	Bride	Brida
23	Albero veloce	Input shaft	Antriebswelle	Arbre rapide	Eje de entrada
151	Pignone	Pinion gear	Ritzel	Pignon	Piñon






																
	5033			5002										5030		
	A 05 ... A 60	A 70 ... A 90	A 05	A 10 2 - A 20	A 30 3 - A 35 3	A 41 3	A 30 2 A 50 4 - A 55 4 A 60 4	A 35 2 A 41 2	A 70 4 A 80 4	A 50 2 - A 50 3 A 55 2 - A 55 3 A 60 2 - A 60 3	A 90 4	A 70 3	A 80 3	A 90 3	A 05 ... A 60	A 70 ... A 90
N56C	3/8-16x1"		M5x18	M6x22	M6x22 + M6x20	M6x20	M8x25	M8x25	M8x25 + M8x20	M10x30	M10x25 + M10x30				M5x20	
N140TC	3/8-16x1"	3/8-16x1"	M5x18	M6x22	M6x22 + M6x20	M6x20	M8x25	M8x25	M8x25 + M8x20	M10x30	M10x25 + M10x30				M5x20	
N180TC		1/2"-13x1		M6x22	M6x22 + M6x20	M6x20	M8x25	M8x25	M8x25 + M8x20	M10x30	M10x25 + M10x30	M12x35	M12x35	M16x50		M6x30
N210TC		1/2"-13x1						M8x25	M8x25 + M8x20	M10x30	M10x25 + M10x30	M12x35	M12x35	M16x50		M8x25

														
	5023		5021		5022				5024		5026		5025	
	A 05 ... A 60	A 70 ... A 90	A 05 ... A 60	A 70 ... A 90	A 05	A 10 ... A 90	A 10 ... A 60	A 70 ... A 90	A 05 ... A 60	A 70 ... A 90	A 05	A 05 ... A 80	A 70 ... A 90	A 05 ... A 60
N56C	35x62x7 L		6008 - 2RS		6204	6006		40		20	30		68	
N140TC	35x62x7 L		6008 - 2RS		6204	6006		40		20	30		68	
N180TC	45x72x8 L		6009 - 2RS			6007-ETN9		45			35			75
N210TC		55x80x8 L		6012 - 2RS			6209	NJ209E		60		45		95

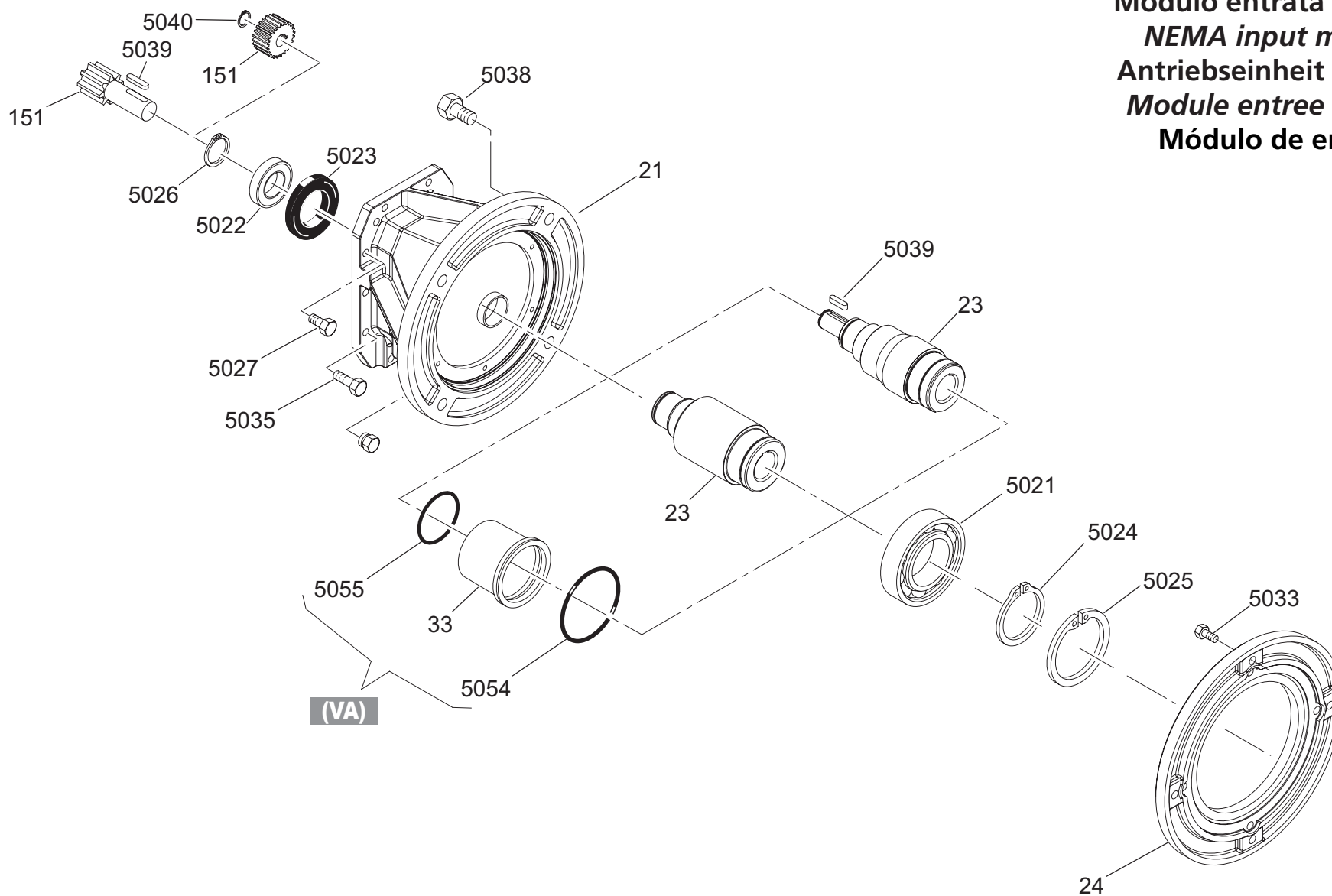


Pos.	Descrizione	Description	Benennung	Description	Descripción
21	Coperchio	Cover	Deckel	Couvercle	Tapa
23	Albero veloce	Input shaft	Antriebwelle	Abre rapide	Eje de entrada
24	Controflangia	Adapter motor flange	Gegenflansch	Contre-bride	Contrabrida
32	Cappelotto per cuscinetto	Bearing holder	Deckel	Capuchon	Sombbrero para rodamiento
37	Distanziale	Spacer ring	Distanzring	Entretoise	Distanciador
151	Pignone	Pinion gear	Ritzel	Pignon	Piñon







											OR 6026			
	5033	5038	6025	5035			5027			A 50 ... A 90		5039		
	A 50 ... A 90	A 50 ... A 90	A 50 ... A 90	A 70 3	A 80 3	A 90 3	A 50 2/3 A 55 2/3	A 60 2/3	A 90 3			A 90 4	A 70 3 A 80 3 A 80 3	A 70 3
N250TC	1/2-13x1-1/4	M16x40	M8x25	M12x60	M12x70	M16x85	M10x35 M10x45	M10x35	M16x50		M10x30 M10x35 M10x45	3725	8x7x45 A	
N280TC	1/2-13x1-1/4	M16x50	M8x25	M12x60	M12x70	M16x85	M10x35 M10x45	M10x35	M16x50	M10x30 M10x35 M10x45	3725	8x7x45 A	8x7x45 A 14x9x57 C	

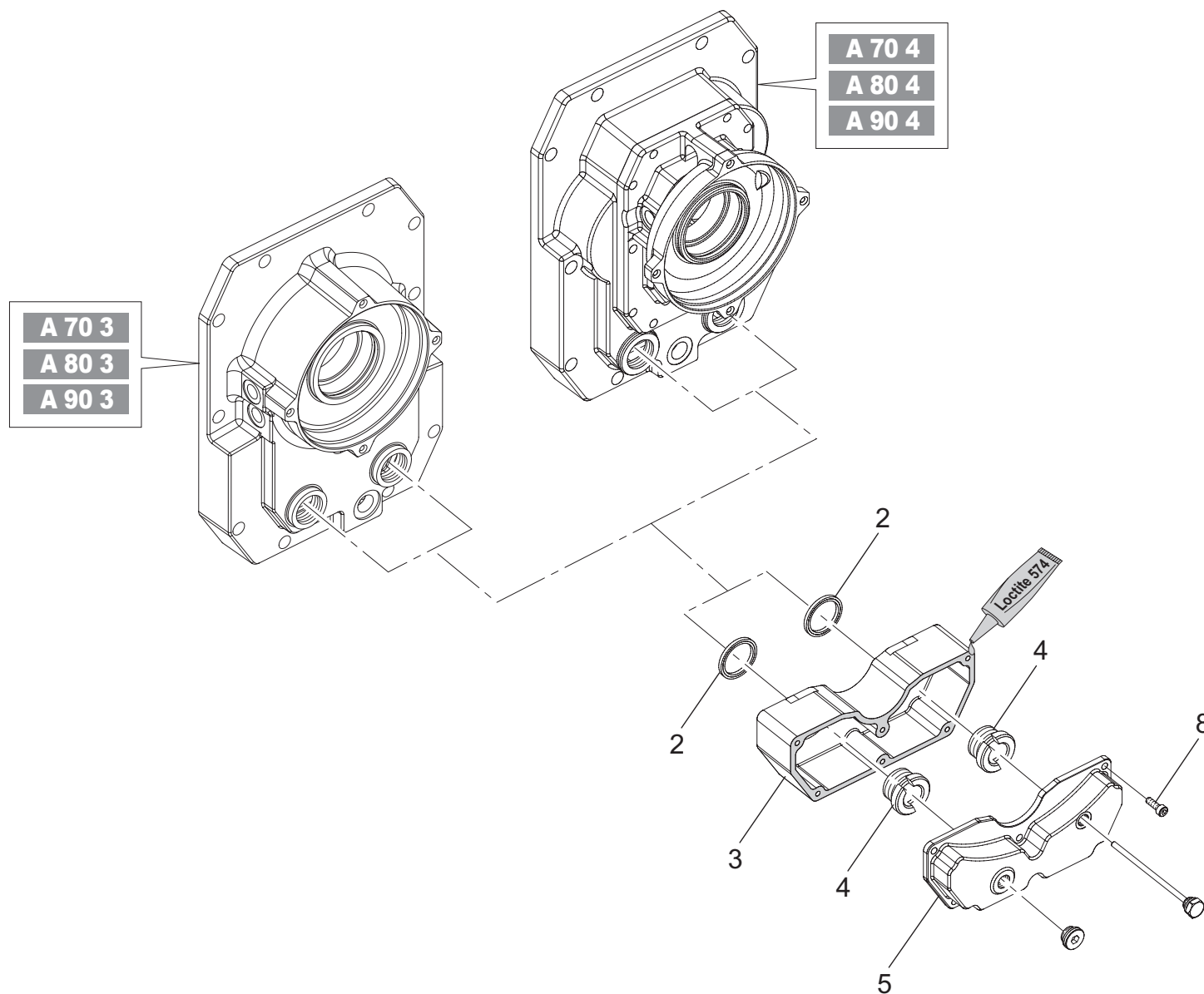
														
	5023	5021		5022			5024	5026	5040		5025		5037	
	A 50 ... A 90	A 50 2/3 A 55 2/3 A 60 2/3 A 90 4	A 70 3 A 80 3 A 90 3	A 50 2/3 A 55 2/3 A 60 2/3 A 90 4	A 70 3	A 80 3 A 90 3	A 50 ... A 90	A 50 ... A 90	A 70 3 A 80 3 A 90 3	A 70 3	A 80 3 A 90 3	A 50 2/3 A 55 2/3 A 60 2/3 A 90 4	A 70 3 A 80 3 A 90 3	A 50 2/3 A 55 2/3 A 60 2/3 A 90 4
N250TC	80x110x10 L	6016 6016-2RS	6216 6216-2RS	NUP210	NUP210 6210	NUP310ECP 6310	80	50	30			125	140	80x100x2 P
N280TC	80x110x10 L	6016 6016-2RS	6216 6216-2RS	NUP210	NUP210 6210	NUP310ECP 6310	80	50		30	30 48	125	140	80x100x2 P

**Modulo entrata NEMA
NEMA input module
Antriebseinheit NEMA
Module entree NEMA
Módulo de entrada**



Pos.	Descrizione	Description	Benennung	Description	Descripción
21	Coperchio	Cover	Deckel	Couvercle	Tapa
23	Albero veloce	Input shaft	Antriebwelle	Abre rapide	Eje de entrada
24	Controflangia	Adapter motor flange	Gegenflansch	Contre-bride	Contrabrida
33	Boccola	Bushing	Buchse	Bague	Casquillo
151	Pignone	Pinion gear	Ritzel	Pignon	Piñon



					OR											
	5033	5038	5035		5027		5054	5055	5039	5023	5021	5022	5024	5026	5040	5025
	A 80 3 A 90 3	A 80 3 A 90 3	A 80 3	A 90 3	A 80 3	A 90 3	A 80 3 A 90 3	A 80 3 A 90 3	A 80 3 A 90 3	A 80 3 A 90 3	A 80 3 A 90 3	A 80 3 A 90 3	A 80 3 A 90 3	A 80 3 A 90 3	A 80 3 A 90 3	A 80 3 A 90 3
N320TC	5/8-11x1-1/2	M16x60	M12x70	M16x85	M12x40	M16x50	3400	3700	14x9x57 C 14x9x50 A	90x110x12 L	6222-2Z	NJ2214E	110	70	48	200



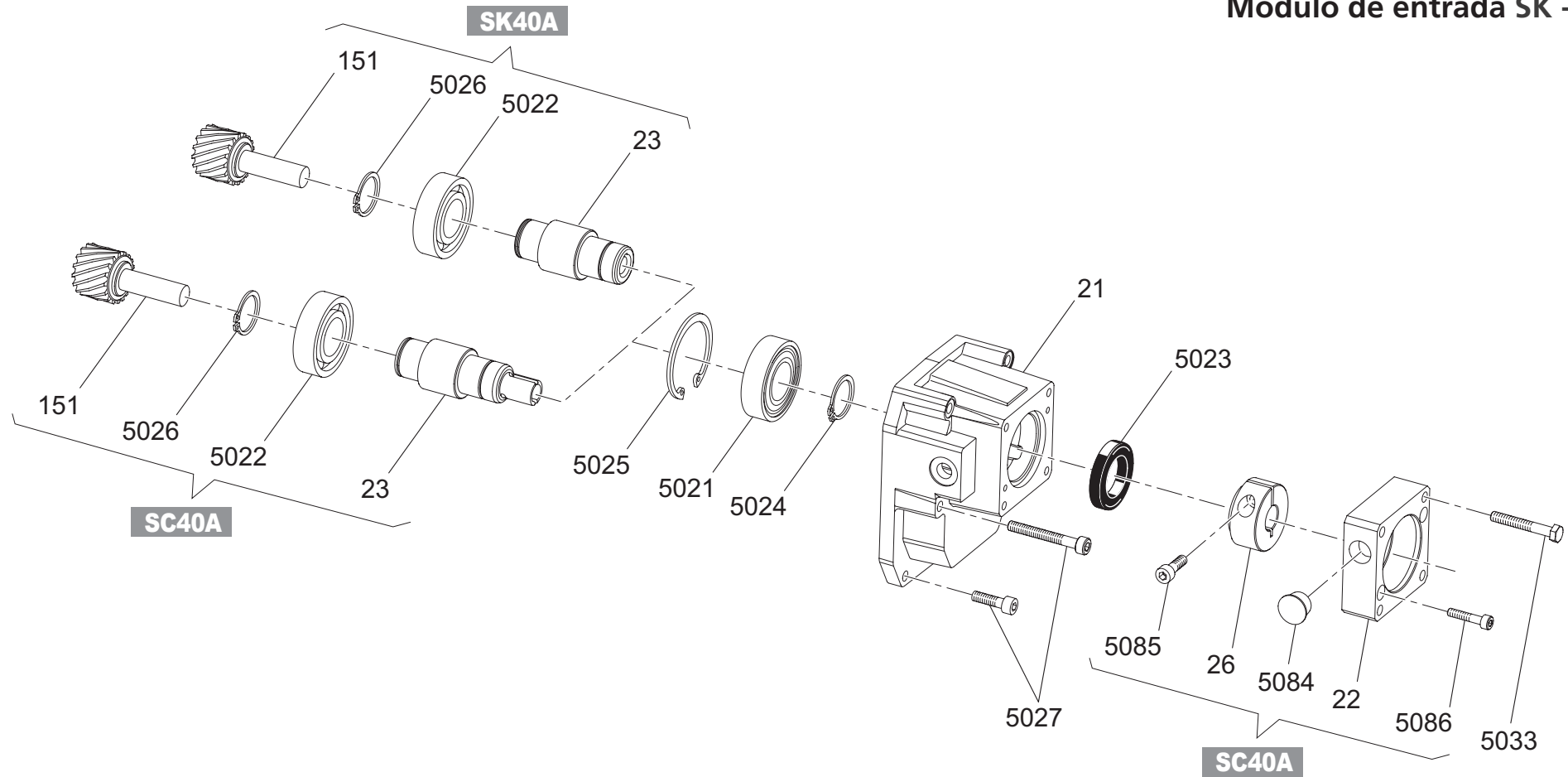
Vaso di espansione
Expansion tank
Olüberlaufgefäß
Vase d'expansion
Vaso de expansión

Utilizzare LOCTITE 574 o similare in quanto a proprietà e campo di utilizzo / Use LOCTITE 574 or similar in terms of characteristics and applications / LOCTITE 574 oder in punkto Eigenschaften und Anwendungsbereich gleichwertige Mittel benutzen / Utiliser LOCTITE 574 ou un produit équivalent en ce qui concerne les propriétés et la plage d'utilisation / Utilice LOCTITE 574 o similar en cuanto a propiedades y ámbito de utilización








Pos.	Descrizione	Description	Benennung	Description	Descripción
3	Vaso espansione	Expansion tank	Olüberlaufgefaß	Vase d'expansion	Vaso de expansión
4	Vite forata	Bored screw	Lochschraube	Vis percée	Tornillo perforado
5	Coperchio	Cover	Deckel	Couvercle	Tapa

	 2						 8					
	A 70 3	A 70 4	A 80 3	A 80 4	A 90 3	A 90 4	A 70 3	A 70 4	A 80 3	A 80 4	A 90 3	A 90 4
P63 P71		USIT 33.9		USIT 33.9		USIT 33.9		M6x18		M6x18		M8x20
P80 P90	USIT 33.9	USIT 33.9	USIT 33.9	USIT 33.9	USIT 33.9	USIT 33.9	M6x18	M6x18	M6x18	M6x18	M8x20	M8x20
P100 P112	USIT 33.9	USIT 33.9	USIT 33.9	USIT 33.9	USIT 33.9	USIT 33.9	M6x18	M6x18	M6x18	M6x18	M8x20	M8x20
P132	USIT 33.9	USIT 33.9	USIT 33.9	USIT 33.9	USIT 33.9	USIT 33.9	M6x18	M6x18	M6x18	M6x18	M8x20	M8x20

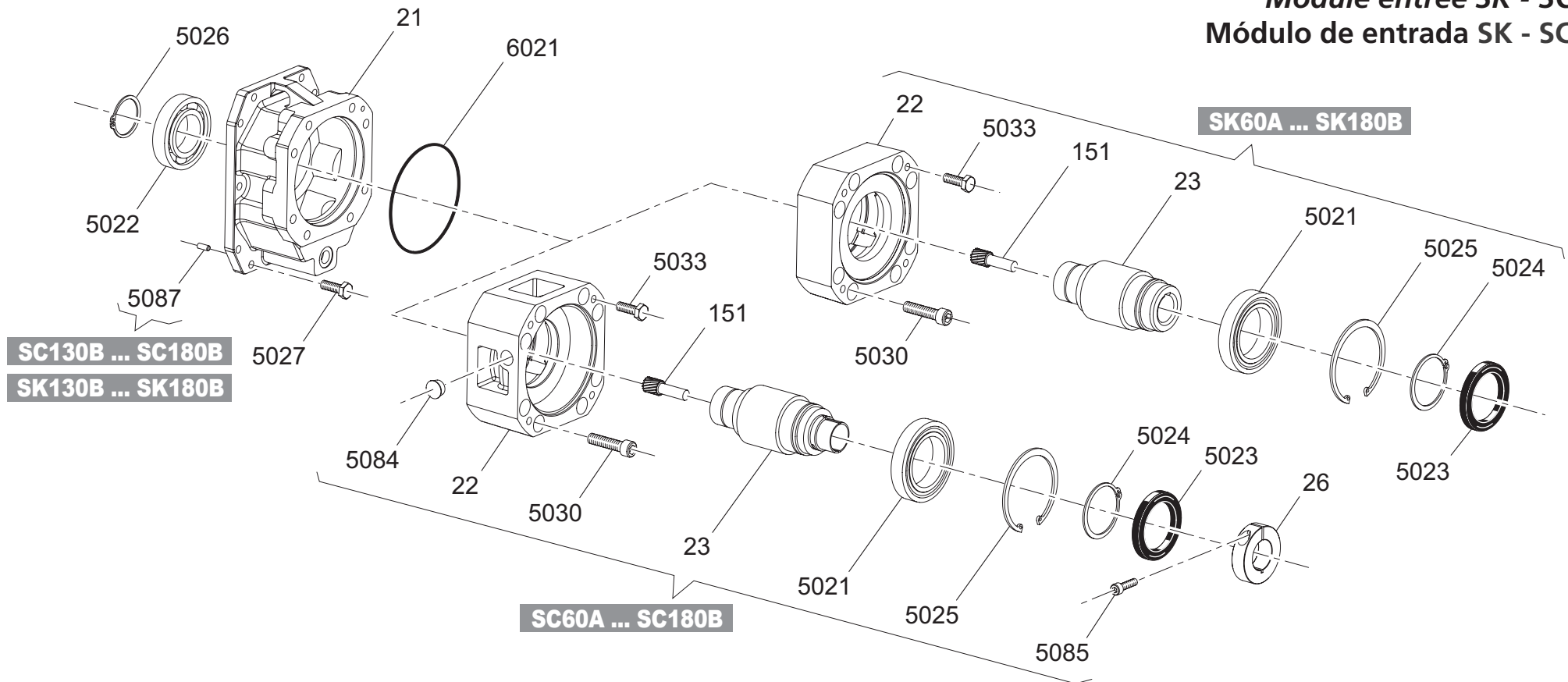
Modulo entrata SK - SC
 SK - SC input module
 Antriebseinheit SK - SC
 Module entree SK - SC
 Módulo de entrada SK - SC









Pos.	Descrizione	Description	Benennung	Description	Descripción
21	Coperchio	Cover	Deckel	Couvercle	Tapa
22	Flangia motore	Motor flange	Motorflansch	Bride moteur	Brida del motor
23	Albero veloce	Input shaft	Antriebswelle	Arbre rapide	Eje de entrada
26	Morsetto	Clamp	Klemme	Bague de serrage	Borne
151	Pignone	Pinion gear	Ritzel	Pignon	Piñon








										
	5033	5027	5085	5021	5022	5024	5026	5025	5023	5084
SK40A	M5x16	M5x18 M5x40		6004-2RS	6004	20	20	42	20x35x7 L	
SC40A	M5x35	M5x18 M5x40	M5x16	6004-2RS	6004	20	20	42	20x35x7 L	MP55 13.2x17.5x8


Modulo entrata SK - SC
 SK - SC input module
 Antriebseinheit SK - SC
 Module entree SK - SC
 Módulo de entrada SK - SC





Pos.	Descrizione	Description	Benennung	Description	Descripción
21	Coperchio	Cover	Deckel	Couvercle	Tapa
22	Flangia motore	Motor flange	Motorflansch	Bride moteur	Brida del motor
23	Albero veloce	Input shaft	Antriebswelle	Arbre rapide	Eje de entrada
26	Morsetto	Clamp	Klemme	Bague de serrage	Borne
151	Pignone	Pinion gear	Ritzel	Pignon	Piñon

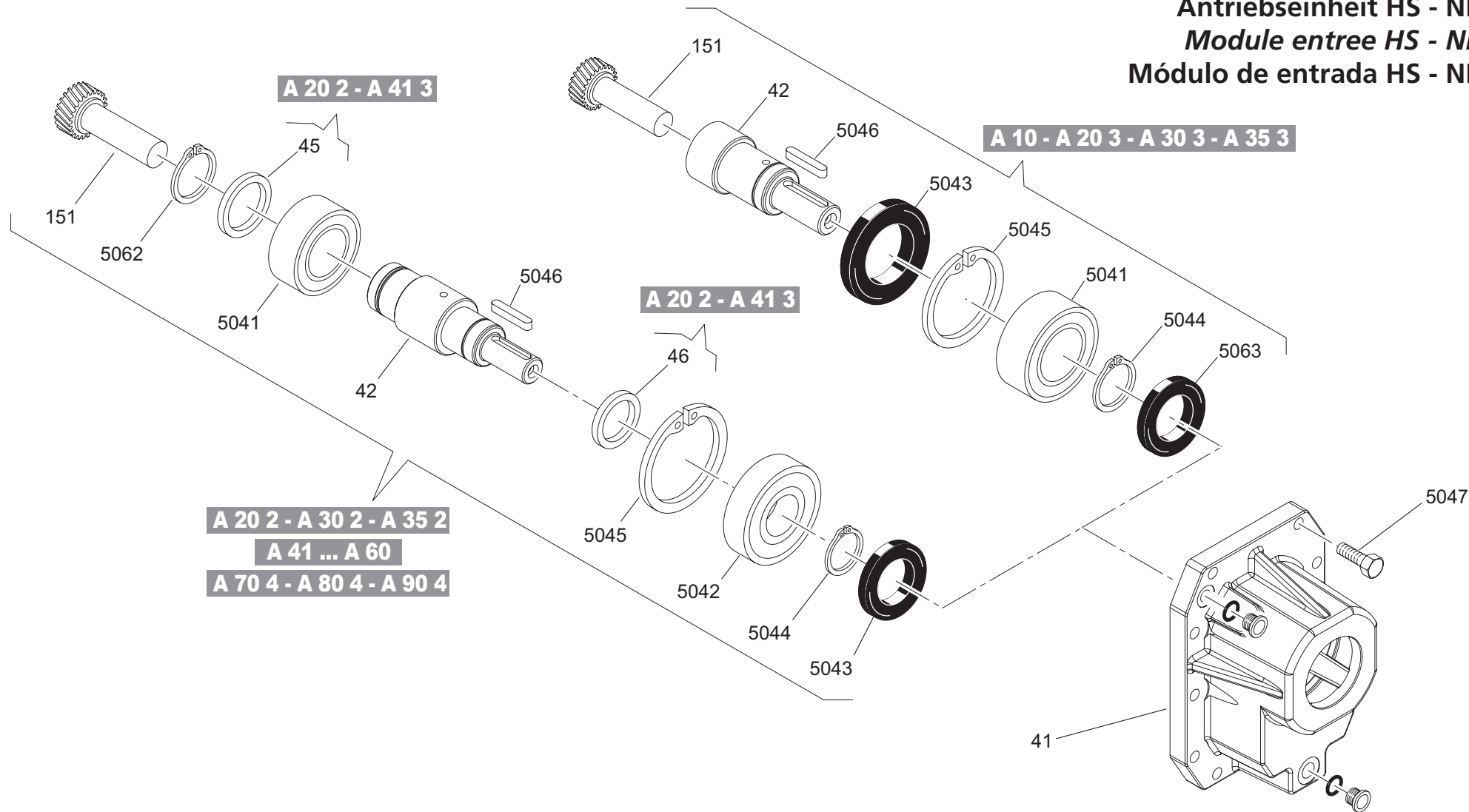
														
	5033	A 05	A 10 A 20 3	A 20 2	A 30 2 - A 35 2 A 50 4 - A 55 4	A 30 3 A 35 3	A 41 2	A 41 3	A 50 2/3 A 55 3	A 55 2	A 60 2/3	A 60 4		
SK-SC 60A	M5x16	M5x18		M6x20	M6x22	M8x25		M6x20		M6x20				
SK-SC 60B	M5x16	M5x18		M6x20	M6x22	M8x25		M6x20		M6x20				
SK-SC 80A	M6x22	M5x18		M6x20	M6x22	M8x25		M6x20		M6x20				
SK-SC 80B	M6x22								M8x25		M10x30		M8x25	
SK-SC 80C	M6x22		M6x22		M6x22	M8x25	M6x20 M6x22		M8x25	M6x20	M10x30	M10x30	M10x30	M8x25
SK-SC 95A	M8x22		M6x22		M6x22	M8x25	M6x20 M6x22		M8x25	M6x20	M10x30		M10x30	M8x25
SK-SC 95B	M8x22		M6x22		M6x22	M8x25	M6x20 M6x22		M8x25	M6x20	M10x30	M10x30	M10x30	M8x25
SK-SC 95C	M8x22		M6x22		M6x22	M8x25	M6x20 M6x22		M8x25	M6x20	M10x30		M10x30	M8x25
SK-SC 110A	M8x22		M6x22		M6x22	M8x25	M6x20 M6x22		M8x25	M6x20	M10x30		M10x30	M8x25
SK-SC 110B	M8x22		M6x22		M6x22	M8x25	M6x20 M6x22		M8x25	M6x20	M10x30	M10x30	M10x30	M8x25
SK-SC 130A	M10x30					M8x25			M8x25		M10x30	M10x30	M10x30	M8x25
SK-SC 130B	M10x30								M8x25		M10x30	M10x30	M10x30	
SK-SC 180A	M12x30								M8x25		M10x30	M10x30	M10x30	
SK-SC 180B	M12x30								M8x25		M10x30	M10x30	M10x30	

							OR 6021		5087
	5021	5022	5024	5026	5025	5023			
SK-SC 60A	6005-2RS	6004	25	20	47	25x47x7 L	2237		
SK-SC 60B	6005-2RS	6004	25	20	47	25x47x7 L	2237		
SK-SC 80A	6005-2RS	6004	25	20	47	25x47x7 L	2237		
SK-SC 80B	6008-2RS	6007	40	35	68	40x62x7 L	3475		
SK-SC 80C	6008-2RS	6007	40	35	68	40x62x7 L	3475		
SK-SC 95A	6008-2RS	6007	40	35	68	40x62x7 L	3475		
SK-SC 95B	6008-2RS	6007	40	35	68	40x62x7 L	3475		
SK-SC 95C	6008-2RS	6007	40	35	68	40x62x7 L	3475		
SK-SC 110A	6008-2RS	6007	40	35	68	40x62x7 L	3475		
SK-SC 110B	6008-2RS	6007	40	35	68	40x62x7 L	3475		
SK-SC 130A	6008-2RS	6007	40	35	68	40x62x7 L	3475		
SK-SC 130B	6012-2RS	6209	60	45	95	55x80x8 L	3475	ø6x16	
SK-SC 180A	6012-2RS	6209	60	45	95	55x80x8 L	3475	ø6x16	
SK-SC 180B	6012-2RS	6209	60	45	95	55x80x8 L	3475	ø6x16	










	
	5030
SK60A	M6x20
SK60B	M6x25
SK80A	M6x22
SK80B	M8x25
SK80C	M8x25
SK95A	M8x25
SK95B	M8x25
SK95C	M8x25
SK110A	M8x25
SK110B	M8x25
SK130A	M8x25
SK130B	M12x50
SK180A	M12x50
SK180B	M12x50

			
	5030	5085	5084
SC60A	M6x45	M6x25	MP55 13.2x17.5x8
SC60B	M6x45	M6x25	MP55 13.2x17.5x8
SC80A	M6x30	M6x25	MP55 13.2x17.5x8
SC80B	M8x25	M6x25	MP55 18.8x21.5x9
SC80C	M8x25	M6x25	MP55 18.8x21.5x9
SC95A	M8x25	M6x25	MP55 18.8x21.5x9
SC95B	M8x25	M6x25	MP55 18.8x21.5x9
SC95C	M8x25	M6x25	MP55 18.8x21.5x9
SC110A	M8x50	M6x25	MP55 18.8x21.5x9
SC110B	M8x50	M6x25	MP55 18.8x21.5x9
SC130A	M8x50	M6x25	MP55 18.8x21.5x9
SC130B	M12x70	M8x30	MP55 18.8x21.5x9
SC180A	M12x70	M8x30	MP55 18.8x21.5x9
SC180B	M12x70	M8x30	MP55 18.8x21.5x9

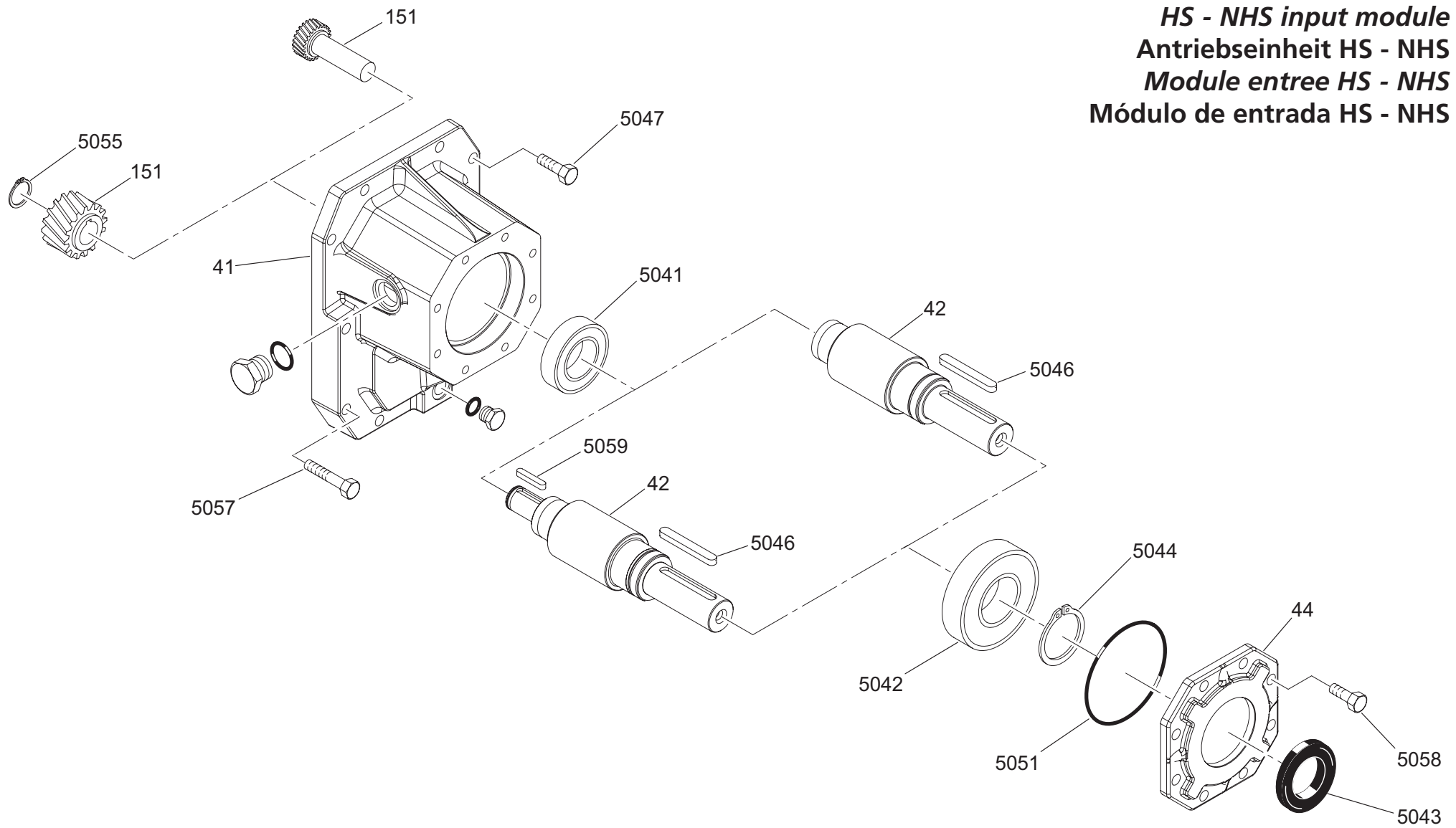
Modulo entrata HS - NHS
HS - NHS input module
Antriebseinheit HS - NHS
Module entree HS - NHS
Módulo de entrada HS - NHS






Pos.	Descrizione	Description	Benennung	Description	Descripción
41	Coperchio	Cover	Deckel	Couvercle	Tapa
42	Albero veloce	Input shaft	Antriebswelle	Arbre rapide	Eje de entrada
45	Distanziale	Spacer ring	Distanzring	Entretoise	Distanciador
46	Distanziale	Spacer ring	Distanzring	Entretoise	Distanciador
151	Pignone	Pinion gear	Ritzel	Pignon	Piñon



	5041 	5042	5043 	5063 	HS 	NHS 	5044 	5062 	5045 	5047 
A 10 A 20 3	3206-2RS		35x62x7 L	30x40x4 L	5x5x35 A	4.76x4.76x35 A	30		62	M6x22
A 20 2	6007	6206-2RS	30x52x7 DL		6x6x35 A	4.76x4.76x35 A	30	35	62	M6x22
A 30 2 A 35 2 A 55 4	6207	6306-2RS	30x52x7 DL		6x6x35 A	4.76x4.76x35 A	30	35	72	M8x30
A 30 3 A 35 3	3206-2RS		35x62x7 DL	30x40x4 L	5x5x35 A	4.76x4.76x35 A	30		62	M6x20 M6x22
A 41 2 A 60 4	6210	6308-2RS	40x62x7 DL		8x7x45 A	6.35x6.35x44.5 A	40	50	90	M8x30
A 41 3	6007	6206-2RS	30x52x7 DL		6x6x35 A	4.76x4.76x35 A	30	35	62	M6x20
A 50 2/3 A 55 2/3	6210	6308-2RS	40x62x7 DL		8x7x45 A	6.35x6.35x44.5 A	40	50	90	M10x35
A 50 4	6207	6306-2RS	30x52x7 DL		6x6x35 A	4.76x4.76x35 A	30	35	72	M8x25
A 60 2 A 60 3	6310	6309-2RS	45x72x8 DL		8x7x50 A	6.35x6.35x55 A	45	50	100	M10x35
A 70 4 A 80 4	6210	6308-2RS	40x62x7 DL		8x7x45 A	6.35x6.35x44.5 A	40	50	90	M8x25 M8x30
A 90 4	6210	6308-2RS	40x62x7 DL		8x7x45 A	6.35x6.35x44.5 A	40	50	90	M10x25 M10x35


Modulo entrata HS - NHS
HS - NHS input module
Antriebseinheit HS - NHS
Module entree HS - NHS
Módulo de entrada HS - NHS





Pos.	Descrizione	Description	Benennung	Description	Descripción
41	Coperchio	Cover	Deckel	Couvercle	Tapa
42	Albero veloce	Input shaft	Antriebswelle	Arbre rapide	Eje de entrada
44	Cappello per cuscinetto	Bearing holder	Deckel	Capuchon	Sombbrero para rodamiento
151	Pignone	Pinion gear	Ritzel	Pignon	Piñon

 5041			5042		 5043		HS		 5046		5059		
A 70 3	A 80 3	A 90 3	A 70 3 A 80 3	A 90 3	A 70 3 A 80 3	A 90 3	A 70 3 A 80 3	A 90 3	A 70 3 A 80 3	A 90 3	A 70 3	A 80 3	A 90 3
NJ2210	NJ310 NJ2212	NJ2214E	6312 6312-2RS	6320 6320-2RS	60x90x8 DL	100x120x12 DL	12x8x90 A	18x11x120	9.25x9.25x101.6 A	12.7x12.7x120.65 A	8x7x45 A	8x7x45 A 14x9x57 C	14x9x45 A 14x9x50 A 14x9x57 C 14x9x60 A 14x9x70 A

 5044			5055			5047		 5057			5058	
A 70 3 A 80 3	A 90 3	A 70 3	A 80 3	F 90 3	A 70 3 A 80 3	A 90 3	A 70 3	A 80 3	A 90 3	A 70 3 A 80 3	A 90 3	
60 → 3 ←	100 → 4 ←	30	30 48	48	M12x40	M16x50	M12x65	M12x70	M16x80	M12x30	M16x40	

 OR 5051	
A 70 3 A 80 3	A 90 3
3500	3850

R04_1

	Descrizione	Description	Benennung	Description	Descripción
	Corretto codice particolare 5322 per riduttore A 55 3.	Fixed part number 5322 for gearbox A 55 3.	Korrigiert Teilenummer 5322 für Getriebe A 55 3.	Correcte la référence 5322 pour le reducteur A 55 3.	Corrección del código 5322 para el reductor A 55 3.
	Aggiunto informazioni per versioni N...	Added information for versions N...	Informationen für Versionen N... hinzugefügt.	Ajout d'informations pour les versions N...	Información agregada para las versiones N...

Questa pubblicazione annulla e sostituisce ogni precedente edizione o revisione. Ci riserviamo il diritto di apportare modifiche senza preavviso. E' vietata la riproduzione anche parziale senza autorizzazione.

This publication cancels and replaces any previous edition and revision. We reserve the right to implement modifications without notice. This catalogue cannot be reproduced, even partially, without prior consent.

Diese Veröffentlichung annulliert und ersetzt jeder hergehende Edition oder Revision. BONFIGLIOLI behält sich das Recht vor, Änderungen ohne vorherige Informationen durchzuführen.

Cette publication annule et remplace toutes les autres précédentes. Nous nous réservons le droit d'apporter toutes modifications à nos produits. La reproduction et la publication partielle ou totale de ce catalogue est interdite sans a autorisation.

Esta publicación anula y sustituye toda anterior edición o revisión. Nos reservamos el derecho de aportar modificaciones sin previo aviso. Se prohíbe la reproducción incluso parcial sin autorización.



Abbiamo un'inflessibile dedizione per l'eccellenza, l'innovazione e la sostenibilità. Il nostro Team crea, distribuisce e supporta soluzioni di Trasmissioni e Controllo di Potenza per mantenere il mondo in movimento.

We have a relentless commitment to excellence, innovation and sustainability. Our team creates, distributes and services world-class power transmission and drive solutions to keep the world in motion.

Wir verpflichten uns kompromisslos zu Qualität, Innovation und Nachhaltigkeit. Unser Team entwickelt, vertreibt und wartet erstklassige Energieübertragungs- und Antriebslösungen, um die Welt in Bewegung zu halten.

Notre engagement envers l'excellence, l'innovation et le développement durable guide notre quotidien. Notre équipe crée, distribue et entretient des solutions de Transmission de Puissance et de Contrôle du Mouvement contribuant ainsi à maintenir le monde en mouvement.

Nuestro compromiso con la excelencia, la innovación y la sostenibilidad es firme. Nuestro equipo crea, distribuye y repara soluciones de transmisión de potencia y accionamiento de categoría mundial para que el mundo siga en movimiento.

HEADQUARTERS

Bonfiglioli S.p.A

Registered office: Via Cav. Clementino Bonfiglioli, 1
40012 Calderara di Reno - Bologna (Italy)
Tel. +39 051 6473111

Head office: Via Isonzo, 65/67/69
40033 Casalecchio di Reno - Bologna (Italy)

